



PERIÓDICO OFICIAL

GOBIERNO DEL ESTADO DE TLAXCALA



Las leyes, decretos y demás disposiciones de carácter oficial son obligatorias por el sólo hecho de ser publicadas en este periódico.

Tlaxcala, Tlax., a
11 de Octubre del 2019

Luis Miguel Álvarez Landa
Oficial Mayor de Gobierno
Director

TOMO XCVIII
SEGUNDA ÉPOCA
No. 1 Extraordinario

ÍNDICE

"2019, CONMEMORACIÓN DE LOS 500 AÑOS DE MESTIZAJE"

PODER EJECUTIVO

SECRETARÍA DE PLANEACIÓN Y FINANZAS

ACUERDO POR EL QUE SE DAN A CONOCER LAS PARTICIPACIONES CORRESPONDIENTES A CADA MUNICIPIO, MINISTRADOS A ÉSTOS POR EL ESTADO, PROVENIENTES DE LA RECAUDACIÓN FEDERAL Y ESTADAL PARTICIPABLE; LOS RECURSOS OBTENIDOS DEL FONDO DE COMPENSACIÓN; LOS RECURSOS OBTENIDOS DEL INCENTIVO A LA VENTA FINAL DE GASOLINAS Y DIESEL; FONDO ISR PARTICIPABLE A MUNICIPIOS; COMPENSACIÓN FEIEF SEGUNDO TRIMESTRE 2019, TODOS AL TERCER TRIMESTRE CORRESPONDIENTE A LOS MESES DE JULIO, AGOSTO Y SEPTIEMBRE DEL EJERCICIO FISCAL DE 2019.

Registro D.G.C.
Núm. 0621221

Registrado como Art. de 2a. clase con fecha 17 de Diciembre de 1921

Características
118282816

Al margen un sello con el Escudo Nacional, que dice: Estados Unidos Mexicanos, Gobierno del Estado de Tlaxcala.

MARÍA ALEJANDRA MARISELA NANDE ISLAS, Secretaria de Planeación y Finanzas del Gobierno del Estado de Tlaxcala, con fundamento en lo dispuesto por los artículos 32 fracción I, incisos d) y e) de la Ley Orgánica de la Administración Pública del Estado; 4o-A y 6o de la Ley de Coordinación Fiscal; 503, 504,504-A, 506 y 509 del Código Financiero para el Estado de Tlaxcala y sus Municipios; y 109 del Decreto de Presupuesto de Egresos del Estado de Tlaxcala para el Ejercicio Fiscal 2019, emite el siguiente:

Acuerdo por el que se dan a conocer las participaciones correspondientes a cada municipio, ministrados a éstos por el Estado, provenientes de la Recaudación Federal y Estatal Participable; los recursos obtenidos del Fondo de Compensación; los recursos obtenidos del Incentivo a la Venta Final de Gasolinas y Diésel, Fondo ISR participable a municipios, Compensación FEIEF segundo trimestres 2019, todos al tercer trimestre correspondiente a los meses de julio, agosto y septiembre del ejercicio fiscal de 2019.

PRIMERO. El Fondo Estatal Participable a los municipios, es el siguiente:

| ANEXO III DETERMINACIÓN DEL FONDO ESTATAL PARTICIPABLE A LOS MUNICIPIOS PARA EL EJERCICIO FISCAL 2019 JULIO-SEPTIEMBRE DE 2019 | | | |
|---|----------------------|-----------------------|---------------------------------------|
| CONCEPTO | INGRESOS REALES 2019 | PORCENTAJE A REPARTIR | FONDO ESTATAL PARTICIPABLE JUL-SEP 19 |
| FONDO GENERAL DE PARTICIPACIONES | 1,505,767,458 | 20% | 301,153,492 |
| FONDO DE FOMENTO MUNICIPAL | 112,201,204 | 100% | 112,201,204 |
| FONDO DE FISCALIZACIÓN | 108,139,690 | 20% | 21,627,938 |
| IMPUESTO ESPECIAL SOBRE PROD. Y SERV. | 21,000,312 | 20% | 4,200,062 |
| IMPUESTO SOBRE TENENCIA O USO DE VEHÍCULOS | 0 | 20% | 0 |
| IMPUESTO SOBRE AUTOMOVILES NUEVOS | 7,724,879 | 20% | 1,544,976 |
| IMPUESTO SOBRE AUTOMOVILES NUEVOS COMPENSACIÓN | 2,380,323 | 20% | 476,065 |
| FONDO DE COMPENSACIÓN | 121,459,210 | 20% | 24,291,842 |
| INCENTIVO A LA VENTA FINAL DE GASOLINAS Y DIÉSEL | 48,680,076 | 20% | 9,736,015 |
| IMPUESTO SOBRE DIVERSIONES Y ESPECTÁCULOS PÚBLICOS | 271,590 | 60% | 162,954 |
| IMPUESTO SOBRE LOTERÍAS, RIFAS, SORTEOS Y CONCURSOS | 95,578 | 50% | 47,789 |
| IMPUESTO SOBRE TENENCIA O USO DE VEHÍCULOS | 227,886 | 10% | 22,789 |
| IMPUESTO SOBRE NÓMINAS | 124,255,334 | 10% | 12,425,533 |
| IMPUESTO SOBRE SERVICIOS DE HOSPEDAJE | 836,068 | 20% | 167,214 |
| TOTAL | 2,053,039,608 | | 488,057,872 |

SEGUNDO. Con base en el numeral 5 fracción II de los Lineamientos para la Publicación de la información a que se refiere el artículo 6 de la Ley de Coordinación Fiscal, las Participaciones Federales y Estatales por concepto participable correspondientes a cada municipio, son:

CUARTO. De conformidad con el numeral 5, fracción III inciso c) de los lineamientos para la publicación de la información a que se refiere el artículo 6 de la LCF, se da a conocer la fórmula utilizada para determinar el Fondo Estatal Participable, tal como lo establece el artículo 504, 504-A y 504-B del Código Financiero para el Estado de Tlaxcala y sus Municipios, cuya metodología se menciona a continuación:

I. El Fondo de Garantía estará constituido por los ingresos participables establecidos en el artículo 503 del Código Financiero para el Estado de Tlaxcala y sus Municipios, determinados sólo para efectos de referencia, con base en la Ley de Ingresos del Estado para el Ejercicio Fiscal de que se trate.

La distribución por municipio, se realizará con base en el coeficiente efectivo del ejercicio inmediato anterior.

El coeficiente efectivo será el resultado de dividir el monto de las participaciones que le haya correspondido al municipio, entre el total de las participaciones entregadas a todos los municipios.

$$CE = \frac{TFEPM_n}{\sum TFEPM_{n-1}}$$

$$FG = CE * FEPLIET$$

Donde:

CE: Coeficiente Efectivo de Distribución.

TFEPM: Total del Fondo Estatal Participable Municipal del ejercicio inmediato anterior.

FG: Fondo de Garantía

FEPLIET: Fondo Estatal Participable base Ley de Ingresos del Estado de Tlaxcala del ejercicio de que se trate.

II. Adicionalmente se asignará a los Municipios, la diferencia que resulte de restar al Fondo Estatal Participable observado, el Fondo de Garantía de la siguiente forma:

- a) **Fondo Poblacional.** El Fondo de Población se constituirá con un monto igual al 20% de la citada diferencia y se distribuirá entre los municipios del Estado con base al número de habitantes, de acuerdo a la última información oficial que dé a conocer el Instituto Nacional de Estadística y Geografía.

$$CD = \frac{PM_n}{\sum PM} * 100$$

$$FP = CD * ((FEP - FG) * 20\%)$$

En donde:

CD= Coeficiente de Distribución.

PM_n= Población del Municipio n.

∑PM= Sumatoria de la Población Municipal.

- FP=** Fondo Poblacional
- FEP=** Fondo Estatal Participable
- FG=** Fondo de Garantía

b) Fondo Recaudatorio Predial: El Fondo Recaudatorio se constituirá con un monto igual al 25% de dicha diferencia y se distribuirá entre los municipios del Estado con base a la dinámica de la recaudación del Impuesto Predial, correspondiente al ejercicio fiscal inmediato anterior al de la entrega del Fondo Estatal Participable.

La dinámica de recaudación del Impuesto Predial, será el resultado de multiplicar el coeficiente de crecimiento del Impuesto Predial de cada Municipio por el importe a que hace referencia el párrafo anterior.

Para la obtención del crecimiento del Impuesto Predial en primer lugar se dividirá el monto de la recaudación del Impuesto Predial correspondiente al año inmediato anterior al de la entrega del Fondo Estatal Participable sobre el monto recaudado de dicho impuesto correspondiente al ejercicio inmediato anterior de este último.

El coeficiente derivado del párrafo anterior, se dividirá entre la sumatoria de coeficientes de todos los municipios determinado con base a dicho párrafo.

$$DCM_n = \frac{RIPM_t}{RIPM_{t-1}}$$

$$FD = \frac{DCM_n}{\sum DCM} * 100$$

$$FRIP = FD ((FEP-FG) * 25\%)$$

En donde:

- DCM_n**= Dinámica de Crecimiento del Municipio n.
- RIPM_t**= Recaudación del Impuesto Predial del Municipio validado en el ejercicio anterior
- RIPM_{t-1}**= Recaudación del Impuesto Predial del Municipio validado en el ejercicio inmediato anterior
- FD**= Factor de Distribución
- ∑DCM**= Sumatoria Dinámica de Crecimiento Municipal.
- FEP**= Fondo Estatal Participable
- FG**= Fondo de Garantía
- FRIP**= Fondo Recaudatorio Impuesto Predial

- c) **Fondo Recaudatorio Derechos de Agua.** El Fondo Recaudatorio se constituirá con un monto igual al 25% de dicha diferencia y se distribuirá entre los municipios del Estado con base a la dinámica de la recaudación de los Derechos de Agua, correspondiente al ejercicio fiscal inmediato anterior al de la entrega del Fondo Estatal Participable.

La dinámica de recaudación de los Derechos de Agua, será el resultado de multiplicar el coeficiente de crecimiento de los Derechos de Agua de cada Municipio por el importe a que hace referencia el párrafo anterior.

Para la obtención del crecimiento de los derechos de agua en primer lugar se dividirá el monto de la recaudación de los derechos de agua correspondiente al año inmediato anterior al de la entrega del Fondo Estatal Participable sobre el monto recaudado de dicho derecho correspondiente al ejercicio inmediato anterior de este último.

El coeficiente derivado del párrafo anterior, se dividirá entre la sumatoria de coeficientes de todos los municipios determinado con base a dicho párrafo.

$$\text{DCMn} = \frac{\text{DA t}}{\text{DA t-1}}$$

$$\text{FD} = \frac{\text{DCMn}}{\sum \text{DCM}} * 100$$

$$\text{FRDA} = \text{FD} ((\text{FEP}-\text{FG}) * 25\%)$$

En donde:

- DCMn**= Dinámica de Crecimiento del Municipio n.
DA t= Derechos de Agua validado en el ejercicio anterior
DA t-1= Derechos de Agua validado en el ejercicio inmediato anterior
FD= Factor de Distribución
 $\sum \text{DCM}$ = Sumatoria Dinámica de Crecimiento Municipal.
FEP= Fondo Estatal Participable
FG= Fondo de Garantía
FRDA= Fondo Recaudatorio Derechos de Agua

- d) Derogado.
- e) **Fondo de Estabilización a la Recaudación del Impuesto Predial.** Se integrará con un 10% de la diferencia establecida en la fracción II de este artículo, multiplicada por el coeficiente de recaudación determinado con base en el esfuerzo recaudatorio de cada municipio correspondiente al ejercicio inmediato anterior al de la entrega del Fondo Estatal Participable.

El coeficiente de cada Municipio se obtendrá dividiendo su recaudación, entre la sumatoria del total de municipios.

Se entiende por esfuerzo recaudatorio las acciones de carácter administrativo o estratégico que permitan elevar el ingreso por concepto del Impuesto Predial, en el ejercicio inmediato anterior al de la entrega del Fondo Estatal Participable.

$$CRM_n = \frac{RIPM_t}{\sum RIPM_t}$$

$$FD = \frac{CRM_n}{\sum CRM_n} * 100$$

$$FERIP = FD ((FEP-FG) * 10\%)$$

En donde:

CRM_n= Coeficiente de Recaudación del Municipio n.

RIPM_t= Recaudación del Impuesto Predial del Municipio validado en el ejercicio anterior

FD= Factor de Distribución

∑CRM_n= Sumatoria Coeficiente de Recaudación Municipal.

FEP= Fondo Estatal Participable

FG= Fondo de Garantía

FERIP= Fondo de Estabilización a la Recaudación del Impuesto Predial

∑RIPM_t= Sumatoria Recaudación del Impuesto Predial del Municipio validado en el ejercicio anterior

- f) **Fondo de Estabilización a la Recaudación de los Derechos de Agua.** Se integrará con un 10% de la diferencia establecida en la fracción II de este artículo, multiplicada por el coeficiente de recaudación determinado con base en el esfuerzo recaudatorio de cada Municipio correspondiente al ejercicio inmediato anterior al de la entrega del Fondo Estatal Participable.

El coeficiente de cada Municipio se obtendrá dividiendo su recaudación, entre la sumatoria del total de municipios.

Se entiende por esfuerzo recaudatorio las acciones de carácter administrativo o estratégico que permitan elevar el ingreso por concepto de los Derechos de Agua, en el ejercicio inmediato anterior al de la entrega del Fondo Estatal Participable.

$$CRM_n = \frac{RDAM_t}{\sum RDAM_t}$$

$$FD = \frac{CRMn}{\sum CRM} * 100$$

$$FERDA = FD ((FEP-FG) * 10\%)$$

En donde:

CRMn= Coeficiente de Recaudación del Municipio n.

RDAM t= Recaudación de Derechos de Agua del Municipio validado en el ejercicio anterior

FD= Factor de Distribución

∑CRMn= Sumatoria Coeficiente de Recaudación Municipal.

FEP= Fondo Estatal Participable

FG= Fondo de Garantía

FERDA= Fondo de Estabilización a la Recaudación de Derechos de Agua.

∑RDAM t= Sumatoria Recaudación de Derechos de Agua del Municipio validado en el ejercicio anterior

- g) Fondo de Desarrollo Municipal.** El Fondo de Desarrollo Municipal se constituirá con un monto igual al 10% de la misma diferencia y se distribuirá en proporción inversa a las participaciones por habitante que tenga cada Municipio, éstas serán el resultado de la suma de los Fondos a que se refieren las fracciones I y II en sus incisos a), b), c), e) y f) de este artículo en el ejercicio de que se trate.

$$IP = N^{\circ}H / SF$$

$$FD = \frac{IPMn}{\sum IPM} * 100$$

$$FDM = FD ((FEP-FG) * 10\%)$$

En donde:

IP= Inversa Población

SF= Subtotal Fondos (I,II,III,IV,V,VI)

N°H= Número de Habitantes

IPMn= Inversa Población Municipio n.

FD= Factor de Distribución

∑IPM= Sumatoria Inversa Población Municipios.

FEP= Fondo Estatal Participable

FG= Fondo Garantía

FDM= Fondo de Desarrollo Municipal.

**DETERMINACIÓN DEL FONDO ESTATAL PARTICIPABLE
A LOS MUNICIPIOS PARA EL EJERCICIO FISCAL 2019
JULIO - SEPTIEMBRE DE 2019**

| PARTICIPACIONES FEDERALES | PRONÓSTICO DE INGRESOS 2019 | PORCENTAJE A REPARTIR A REPARTIR | FONDO DE GARANTÍA GARANTÍA |
|--|-----------------------------|----------------------------------|----------------------------|
| FONDO GENERAL DE PARTICIPACIONES | 1,526,548,892 | 20.00% | 305,309,778 |
| FONDO DE FOMENTO MUNICIPAL | 115,183,938 | 100.00% | 115,183,938 |
| FONDO DE FISCALIZACION | 78,123,161 | 20.00% | 15,624,632 |
| IMPUESTO ESPECIAL SOBRE PROD. Y SERVICIOS | 15,077,547 | 20.00% | 3,015,509 |
| IMPUESTO SOBRE TENENCIA O USO DE VEHÍCULOS | 0 | 20.00% | 0 |
| ISAN COMPENSACION | 2,418,207 | 20.00% | 483,641 |
| IMPUESTO SOBRE VEHÍCULOS NUEVOS | 9,271,148 | 20.00% | 1,854,230 |
| TOTAL FONDO I | 1,746,622,893 | | 441,471,729 |

| IMPUESTOS ESTATALES | PRONÓSTICO DE INGRESOS 2019 | PORCENTAJE A REPARTIR A REPARTIR | FONDO DE GARANTÍA GARANTÍA |
|--------------------------------------|-----------------------------|----------------------------------|----------------------------|
| DIVERSIONES Y ESPECTACULOS PUBLICOS | 228,948 | 60.00% | 137,369 |
| LOTERÍAS, RIFAS, SORTEOS Y CONCURSOS | 106,631 | 50.00% | 53,316 |
| TENENCIA O USO DE VEHÍCULOS | 809,764 | 10.00% | 80,976 |
| NÓMINAS | 88,250,899 | 10.00% | 8,825,090 |
| HOSPEDAJE | 824,570 | 20.00% | 164,914 |
| | 90,220,812 | | 9,261,665 |

TOTAL FONDO DE GARANTÍA 450,733,393

| ***PARTICIPACIONES FEDERALES | INGRESOS REALES 2019 | PORCENTAJE A REPARTIR A REPARTIR | PARTICIPACIÓN A MUNICIPIOS A MUNICIPIOS |
|--|----------------------|----------------------------------|---|
| FONDO GENERAL DE PARTICIPACIONES | 1,505,767,458 | 20.00% | 301,153,492 |
| FONDO DE FOMENTO MUNICIPAL | 112,201,204 | 100.00% | 112,201,204 |
| FONDO DE FISCALIZACION | 108,139,690 | 20.00% | 21,627,938 |
| IMPUESTO ESPECIAL SOBRE PROD. Y SERVICIOS | 21,000,312 | 20.00% | 4,200,062 |
| IMPUESTO SOBRE TENENCIA O USO DE VEHÍCULOS | 0 | 20.00% | 0 |
| ISAN COMPENSACIÓN | 2,380,323 | 20.00% | 476,065 |
| IMPUESTO SOBRE VEHÍCULOS NUEVOS | 7,724,879 | 20.00% | 1,544,976 |
| TOTALES | 1,757,213,866 | | 441,203,736 |

| INCREMENTO PARTICIPACIONES FEDERALES | INCREMENTO |
|--|-----------------|
| FONDO GENERAL DE PARTICIPACIONES | -4,156,287 |
| FONDO DE FOMENTO MUNICIPAL | -2,982,734 |
| FONDO DE FISCALIZACION | 6,003,306 |
| IMPUESTO ESPECIAL SOBRE PROD. Y SERVICIOS | 1,184,553 |
| IMPUESTO SOBRE TENENCIA O USO DE VEHÍCULOS | 0 |
| ISAN COMPENSACIÓN | -7,577 |
| IMPUESTO SOBRE VEHÍCULOS NUEVOS | -309,254 |
| TOTALES | -267,992 |

| ***IMPUESTOS ESTATALES | INGRESOS REALES 2019 | PORCENTAJE A REPARTIR | PARTICIPACIÓN A MUNICIPIOS |
|--------------------------------------|----------------------|-----------------------|----------------------------|
| DIVERSIONES Y ESPECTACULOS PUBLICOS | 271,590 | 60.00% | 162,954 |
| LOTERÍAS, RIFAS, SORTEOS Y CONCURSOS | 95,578 | 50.00% | 47,789 |
| TENENCIA O USO DE VEHÍCULOS | 227,886 | 10.00% | 22,789 |
| NÓMINAS | 124,255,334 | 10.00% | 12,425,533 |
| HOSPEDAJE | 836,068 | 20.00% | 167,214 |
| | 125,686,456 | | 12,826,279 |

| IMPUESTOS ESTATALES | INCREMENTO ING. PROPIOS |
|--------------------------------------|-------------------------|
| DIVERSIONES Y ESPECTACULOS PUBLICOS | 25,585 |
| LOTERÍAS, RIFAS, SORTEOS Y CONCURSOS | -5,527 |
| TENENCIA O USO DE VEHÍCULOS | -58,188 |
| NÓMINAS | 3,600,444 |
| HOSPEDAJE | 2,300 |
| | 3,564,614 |

| RECAUDACIÓN PARA FONDOS II, III, IV, V, VI y VII | |
|--|--------------------|
| | 3,296,622 |
| TOTAL RECAUDACIÓN ESTATAL PARTICIPABLE | 454,030,015 |

| FONDO ESTATAL PARTICIPABLE | PORCENTAJE | PARTICIPACION |
|---|--------------|--------------------|
| FONDO I: FONDO DE GARANTIA | IRREDUCTIBLE | 450,733,393 |
| FONDO II: FONDO POBLACIONAL | 20% | 659,324 |
| FONDO III: FONDO DE INCENTIVO A RECAUDACION DE PREDIAL | 25% | 824,155 |
| FONDO IV: FONDO DE NIVEL RECAUDACION DE PREDIAL | 10% | 329,662 |
| FONDO V: FONDO DE INCENTIVO A RECAUDACION DE DERECHOS DE AGUA | 25% | 824,155 |
| FONDO VI: FONDO DE NIVEL RECAUDACION DE DERECHOS DE AGUA | 10% | 329,662 |
| FONDO VII: FONDO DE DESARROLLO MUNICIPAL | 10% | 329,662 |
| TOTAL | 100% | 454,030,015 |

DETERMINACIÓN DEL FONDO DE GARANTÍA (I)
JULIO - SEPTIEMBRE DE 2019

| NO. | MUNICIPIO | COEFICIENTE DE PARTICIPACIÓN FONDO DE GARANTÍA | TOTAL FONDO DE GARANTÍA |
|--------------|--------------------------|--|-------------------------|
| 1.- | ACUAMANALA DE M.H. | 0.889322% | 4,008,469 |
| 2.- | ATLTZAYANCA | 1.588582% | 7,160,271 |
| 3.- | AMAXAC DE GRO. | 1.109808% | 5,002,273 |
| 4.- | APETATITLAN DE A.C. | 1.424687% | 6,421,540 |
| 5.- | APIZACO | 5.916565% | 26,667,935 |
| 6.- | ATLANGATEPEC | 1.155911% | 5,210,078 |
| 7.- | BENITO JUAREZ | 0.908018% | 4,092,740 |
| 8.- | CALPULALPAN | 2.942686% | 13,263,670 |
| 9.- | CHIAUTEMPAN | 3.919483% | 17,666,417 |
| 10.- | CONTLA DE J.C. | 2.162944% | 9,749,111 |
| 11.- | CUAPIAXTLA | 1.363672% | 6,146,526 |
| 12.- | CUAXOMULCO | 1.026337% | 4,626,044 |
| 13.- | EL CARMEN TEQUXQUITLA | 1.406790% | 6,340,873 |
| 14.- | EMILIANO ZAPATA | 0.815194% | 3,674,353 |
| 15.- | ESPAÑITA | 1.046581% | 4,717,289 |
| 16.- | HUAMANTLA | 4.925880% | 22,202,586 |
| 17.- | HUEYOTLIPAN | 1.367876% | 6,165,472 |
| 18.- | IXTACUIXTLA | 2.286331% | 10,305,256 |
| 19.- | IXTENCO | 1.096704% | 4,943,210 |
| 20.- | LA MAGDALENA TLALTELULCO | 1.433409% | 6,460,854 |
| 21.- | LAZARO CARDENAS | 0.899863% | 4,055,982 |
| 22.- | MAZATECOCHCO DE J.M.M. | 1.105988% | 4,985,055 |
| 23.- | MUÑOZ DE D.A. | 0.861262% | 3,881,996 |
| 24.- | NANACAMILPA | 1.559339% | 7,028,461 |
| 25.- | NATIVITAS | 1.842079% | 8,302,866 |
| 26.- | PANOTLA | 1.875290% | 8,452,559 |
| 27.- | PAPALOTLA | 2.051462% | 9,246,624 |
| 28.- | SANCTORUM DE L. C. | 1.081366% | 4,874,076 |
| 29.- | SAN DAMIAN TEXOLOC | 0.951642% | 4,289,367 |
| 30.- | SAN FCO. TETLANOHCAN | 1.179031% | 5,314,287 |
| 31.- | SAN JERONIMO ZACUALPAN | 0.935258% | 4,215,520 |
| 32.- | SAN JOSE TEACALCO | 0.956850% | 4,312,845 |
| 33.- | SAN JUAN HUACTZINCO | 0.958633% | 4,320,878 |
| 34.- | SAN LORENZO AXOCOMANITLA | 0.855659% | 3,856,740 |
| 35.- | SAN LUCAS TECOPILCO | 0.819401% | 3,693,315 |
| 36.- | SAN PABLO DEL MONTE | 3.579489% | 16,133,953 |
| 37.- | SANTA ANA NOPALUCAN | 1.026811% | 4,628,179 |
| 38.- | SANTA APOLONIA TEACALCO | 0.847781% | 3,821,234 |
| 39.- | SANTA CATARINA AYOMETLA | 1.051404% | 4,739,030 |
| 40.- | SANTA CRUZ QUILEHTLA | 0.939250% | 4,233,514 |
| 41.- | SANTA CRUZ TLAXCALA | 1.471262% | 6,631,470 |
| 42.- | SANTA ISABEL XILOXOTLA | 0.857576% | 3,865,382 |
| 43.- | TENANCINGO | 1.215829% | 5,480,148 |
| 44.- | TEOLOCHOLCO | 1.639369% | 7,389,182 |
| 45.- | TEPETITLA DE LARDIZABAL | 1.483112% | 6,684,880 |
| 46.- | TEPEYANCO | 1.140293% | 5,139,682 |
| 47.- | TERRENATE | 1.296035% | 5,841,663 |
| 48.- | TETLA DE LA SOLIDARIDAD | 2.089358% | 9,417,436 |
| 49.- | TETLATLAHUCA | 1.189322% | 5,360,669 |
| 50.- | TLAXCALA | 6.834496% | 30,805,357 |
| 51.- | TLAXCO | 2.496679% | 11,253,367 |
| 52.- | TOCATLAN | 0.903483% | 4,072,300 |
| 53.- | TOTOLAC | 1.730959% | 7,802,010 |
| 54.- | TZOMPANTEPEC | 1.559441% | 7,028,924 |
| 55.- | XALOZTOC | 1.738357% | 7,835,355 |
| 56.- | XALTOCAN | 1.171079% | 5,278,443 |
| 57.- | XICOHTZINCO | 1.258304% | 5,671,595 |
| 58.- | YAUHQUEMEHCAN | 2.168826% | 9,775,624 |
| 59.- | ZACATELCO | 2.528402% | 11,396,354 |
| 60.- | ZITLALTEPEC DE T.S.S. | 1.063178% | 4,792,100 |
| TOTAL | | 100.00% | 450,733,393 |

DETERMINACIÓN DEL FONDO POBLACIONAL (II)

MONTO DE LA RECAUDACIÓN ESTATAL PARTICIPABLE:

3,296,622

20%

659,324

JULIO - SEPTIEMBRE DE 2019

| NO. | MUNICIPIO | HABITANTES INTERCENSAL 2015 | % DE DISTRIBUCIÓN | MONTO A DISTRIBUIR | MONTO PARTICIPABLE |
|--------------|--------------------------|-----------------------------|--------------------|--------------------|--------------------|
| 1.- | ACUAMANALA DE M. H. | 5,925 | 0.465492% | 659,324 | 3,069 |
| 2.- | ATLTZAYANCA | 17,173 | 1.349180% | 659,324 | 8,895 |
| 3.- | AMAXAC DE GRO. | 11,144 | 0.875518% | 659,324 | 5,773 |
| 4.- | APETATITLAN DE A. C. | 15,271 | 1.199751% | 659,324 | 7,910 |
| 5.- | APIZACO | 78,624 | 6.177019% | 659,324 | 40,727 |
| 6.- | ATLANGATEPEC | 6,597 | 0.518287% | 659,324 | 3,417 |
| 7.- | BENITO JUAREZ | 6,038 | 0.474370% | 659,324 | 3,128 |
| 8.- | CALPULALPAN | 48,385 | 3.801321% | 659,324 | 25,063 |
| 9.- | CHIAUTEMPAN | 70,011 | 5.500347% | 659,324 | 36,265 |
| 10.- | CONTLA DE J. C. | 38,330 | 3.011360% | 659,324 | 19,855 |
| 11.- | CUAPIAXTLA | 15,337 | 1.204937% | 659,324 | 7,944 |
| 12.- | CUAXOMULCO | 5,272 | 0.414190% | 659,324 | 2,731 |
| 13.- | EL CARMEN TEQUEXQUITLA | 17,259 | 1.355937% | 659,324 | 8,940 |
| 14.- | EMILIANO ZAPATA | 4,561 | 0.358331% | 659,324 | 2,363 |
| 15.- | ESPANITA | 8,668 | 0.680993% | 659,324 | 4,490 |
| 16.- | HUAMANTLA | 92,887 | 7.297578% | 659,324 | 48,115 |
| 17.- | HUEYOTLIPAN | 14,575 | 1.145071% | 659,324 | 7,550 |
| 18.- | IXTACUXTLA DE M. M. | 38,324 | 3.010888% | 659,324 | 19,852 |
| 19.- | IXTENCO | 7,080 | 0.556233% | 659,324 | 3,667 |
| 20.- | LA MAGDALENA TLALTELULCO | 18,873 | 1.482739% | 659,324 | 9,776 |
| 21.- | LAZARO CARDENAS | 3,103 | 0.243784% | 659,324 | 1,607 |
| 22.- | MAZATECOCHCO DE J. M. M. | 10,901 | 0.856427% | 659,324 | 5,647 |
| 23.- | MUÑOZ DE D. A. | 4,679 | 0.367601% | 659,324 | 2,424 |
| 24.- | NANACAMILPA DE M. A. | 18,115 | 1.423188% | 659,324 | 9,383 |
| 25.- | NATIVITAS | 25,053 | 1.968265% | 659,324 | 12,977 |
| 26.- | PANOTLA | 27,154 | 2.133288% | 659,324 | 14,066 |
| 27.- | PAPALOTLA DE X. | 30,364 | 2.385518% | 659,324 | 15,728 |
| 28.- | SANCTORUM DE L. C. | 9,490 | 0.745573% | 659,324 | 4,916 |
| 29.- | SAN DAMIAN TEXOLOC | 5,569 | 0.437523% | 659,324 | 2,885 |
| 30.- | SAN FCO. TETLANOHCAN | 10,910 | 0.857134% | 659,324 | 5,651 |
| 31.- | SAN JERONIMO ZACUALPAN | 3,767 | 0.295951% | 659,324 | 1,951 |
| 32.- | SAN JOSE TEACALCO | 5,923 | 0.465335% | 659,324 | 3,068 |
| 33.- | SAN JUAN HUACTZINCO | 7,511 | 0.590094% | 659,324 | 3,891 |
| 34.- | SAN LORENZO AXOCOMANITLA | 5,618 | 0.441373% | 659,324 | 2,910 |
| 35.- | SAN LUCAS TECOPILCO | 3,131 | 0.245984% | 659,324 | 1,622 |
| 36.- | SAN PABLO DEL MONTE | 77,242 | 6.068443% | 659,324 | 40,011 |
| 37.- | SANTA ANA NOPALUCAN | 7,773 | 0.610678% | 659,324 | 4,026 |
| 38.- | SANTA APOLONIA TEACALCO | 4,559 | 0.358173% | 659,324 | 2,362 |
| 39.- | SANTA CATARINA AYOMETLA | 8,817 | 0.692699% | 659,324 | 4,567 |
| 40.- | SANTA CRUZ QUILEHTLA | 7,169 | 0.563226% | 659,324 | 3,713 |
| 41.- | SANTA CRUZ TLAXCALA | 20,242 | 1.590293% | 659,324 | 10,485 |
| 42.- | SANTA ISABEL XILOXOTLA | 4,992 | 0.392192% | 659,324 | 2,586 |
| 43.- | TENANCINGO | 12,834 | 1.008291% | 659,324 | 6,648 |
| 44.- | TEOLOCHOLCO | 24,380 | 1.915391% | 659,324 | 12,629 |
| 45.- | TEPETITLA DE LARDIZABAL | 21,060 | 1.654599% | 659,324 | 10,909 |
| 46.- | TEPEYANCO | 12,047 | 0.946461% | 659,324 | 6,240 |
| 47.- | TERRENATE | 14,746 | 1.158505% | 659,324 | 7,638 |
| 48.- | TETLA DE LA SOLIDARIDAD | 32,613 | 2.562209% | 659,324 | 16,893 |
| 49.- | TETLATLAHUCA | 13,414 | 1.053858% | 659,324 | 6,948 |
| 50.- | TLAXCALA | 95,051 | 7.467590% | 659,324 | 49,236 |
| 51.- | TLAXCO | 42,536 | 3.341800% | 659,324 | 22,033 |
| 52.- | TOCATLAN | 5,843 | 0.459050% | 659,324 | 3,027 |
| 53.- | TOTOLAC | 21,814 | 1.713796% | 659,324 | 11,299 |
| 54.- | TZOMPANTEPEC | 16,359 | 1.285229% | 659,324 | 8,474 |
| 55.- | XALOZTOC | 23,905 | 1.878073% | 659,324 | 12,383 |
| 56.- | XALTOCAN | 10,263 | 0.806303% | 659,324 | 5,316 |
| 57.- | XICOHTZINCO | 13,629 | 1.070499% | 659,324 | 7,060 |
| 58.- | YAUHQUEMEHCAN | 38,296 | 3.008688% | 659,324 | 19,837 |
| 59.- | ZACATELCO | 42,686 | 3.353585% | 659,324 | 22,111 |
| 60.- | ZITLALTEPEC DE T. S. S. | 8,955 | 0.703541% | 659,324 | 4,639 |
| TOTAL | | 1,272,847 | 100.000000% | 0 | 659,324 |

DETERMINACIÓN DEL FONDO RECAUDATORIO (III)
3,296,622

MONTO DE LA RECAUDACIÓN ESTATAL PARTICIPABLE:

25%

824,155

JULIO - SEPTIEMBRE DE 2019

| NO. | MUNICIPIO | PREDIAL DE 2018 (A) | PREDIAL DE 2017 (B) | DINAMICA DE CRECIMIENTO C=(A/B) | FACTOR DE DISTRIBUCIÓN D=C/TOTAL C | PARTICIPACIÓN(D*20) |
|----------------|--------------------------|---------------------|---------------------|---------------------------------|------------------------------------|---------------------|
| 1.- | ACUAMANALA DE M. H. | 794,608 | 429,589 | 1.8497 | 2.697921% | 22,235 |
| 2.- | ATLTZAYANCA | 789,873 | 976,059 | 0.8092 | 1.180350% | 9,728 |
| 3.- | AMAXAC DE GRO. | 619,347 | 596,299 | 1.0387 | 1.514954% | 12,486 |
| 4.- | APETATITLAN DE A. C. | 1,913,253 | 1,841,193 | 1.0391 | 1.515663% | 12,491 |
| 5.- | APIZACO | 25,002,984 | 20,431,165 | 1.2238 | 1.784959% | 14,711 |
| 6.- | ATLANGATEPEC | 388,004 | 279,455 | 1.3884 | 2.025134% | 16,690 |
| 7.- | BENITO JUAREZ | 155,296 | 121,220 | 1.2811 | 1.868596% | 15,400 |
| 8.- | CALPULALPAN | 4,942,914 | 3,170,932 | 1.5588 | 2.273661% | 18,738 |
| 9.- | CHIAUTEMPAN | 3,977,328 | 4,244,356 | 0.9371 | 1.366813% | 11,265 |
| 10.- | CONTLA DE J. C. | 825,878 | 772,866 | 1.0686 | 1.558623% | 12,845 |
| 11.- | CUAPIAXTLA | 296,405 | 374,681 | 0.7911 | 1.153861% | 9,510 |
| 12.- | CUAXOMULCO | 289,169 | 276,101 | 1.0473 | 1.527613% | 12,590 |
| 13.- | EL CARMEN TEQUEXQUITLA | 604,479 | 755,016 | 0.8006 | 1.167763% | 9,624 |
| 14.- | EMILIANO ZAPATA | 146,275 | 87,918 | 1.6638 | 2.426732% | 20,000 |
| 15.- | ESPAÑITA | 308,367 | 336,593 | 0.9161 | 1.336264% | 11,013 |
| 16.- | HUAMANTLA | 9,240,919 | 6,016,547 | 1.5359 | 2.240254% | 18,463 |
| 17.- | HUEYOTLIPAN | 317,159 | 366,079 | 0.8664 | 1.263664% | 10,415 |
| 18.- | IXTACUIXTLA DE M. M. | 2,284,708 | 1,698,259 | 1.3453 | 1.962259% | 16,172 |
| 19.- | IXTENCO | 113,870 | 217,124 | 0.5244 | 0.764946% | 6,304 |
| 20.- | LA MAGDALENA TLALTELULCO | 995,429 | 879,132 | 1.1323 | 1.651527% | 13,611 |
| 21.- | LAZARO CARDENAS | 54,395 | 71,873 | 0.7568 | 1.103882% | 9,098 |
| 22.- | MAZATECOCHCO DE J. M. M. | 234,469 | 228,010 | 1.0283 | 1.499896% | 12,361 |
| 23.- | MUÑOZ DE D. A. | 89,517 | 122,938 | 0.7281 | 1.062060% | 8,753 |
| 24.- | NANACAMILPA DE M. A. | 2,285,805 | 1,241,266 | 1.8415 | 2.685986% | 22,137 |
| 25.- | NATIVITAS | 518,582 | 436,505 | 1.1880 | 1.732837% | 14,281 |
| 26.- | PANOTLA | 2,138,730 | 1,562,542 | 1.3688 | 1.996429% | 16,454 |
| 27.- | PAPALOTLA DE X. | 3,328,291 | 3,311,590 | 1.0050 | 1.465933% | 12,082 |
| 28.- | SANCTORUM DE L. C. | 453,042 | 445,172 | 1.0177 | 1.484363% | 12,233 |
| 29.- | SAN DAMIAN TEXLOC | 177,807 | 117,218 | 1.5169 | 2.212504% | 18,234 |
| 30.- | SAN FCO. TETLANOHCAN | 156,361 | 128,263 | 1.2191 | 1.778101% | 14,654 |
| 31.- | SAN JERONIMO ZACUALPAN | 80,906 | 59,797 | 1.3530 | 1.973471% | 16,264 |
| 32.- | SAN JOSE TEACALCO | 97,696 | 72,137 | 1.3543 | 1.975369% | 16,280 |
| 33.- | SAN JUAN HUACTZINCO | 173,488 | 149,213 | 1.1627 | 1.695869% | 13,977 |
| 34.- | SAN LORENZO AXOCOMANITLA | 125,685 | 124,260 | 1.0115 | 1.475304% | 12,159 |
| 35.- | SAN LUCAS TECOPILCO | 209,741 | 151,056 | 1.3885 | 2.025232% | 16,691 |
| 36.- | SAN PABLO DEL MONTE | 1,425,253 | 1,045,845 | 1.3628 | 1.987715% | 16,382 |
| 37.- | SANTA ANA NOPALUCAN | 73,428 | 114,556 | 0.6410 | 0.934918% | 7,705 |
| 38.- | SANTA APOLONIA TEACALCO | 52,662 | 47,768 | 1.1025 | 1.608014% | 13,253 |
| 39.- | SANTA CATARINA AYOMETLA | 134,862 | 174,253 | 0.7739 | 1.128857% | 9,304 |
| 40.- | SANTA CRUZ QUILEHTLA | 107,759 | 225,926 | 0.4770 | 0.695692% | 5,734 |
| 41.- | SANTA CRUZ TLAXCALA | 1,693,348 | 1,778,009 | 0.9524 | 1.389126% | 11,449 |
| 42.- | SANTA ISABEL XILOXOTLA | 567,232 | 310,287 | 1.8281 | 2.666408% | 21,975 |
| 43.- | TENANCINGO | 455,295 | 419,050 | 1.0865 | 1.584735% | 13,061 |
| 44.- | TEOLOCHOLCO | 1,370,737 | 1,039,458 | 1.3187 | 1.923431% | 15,852 |
| 45.- | TEPETITLA DE LARDIZABAL | 632,156 | 545,378 | 1.1591 | 1.690660% | 13,934 |
| 46.- | TEPEYANCO | 443,297 | 446,388 | 0.9931 | 1.448478% | 11,938 |
| 47.- | TERRENATE | 301,747 | 355,190 | 0.8495 | 1.239115% | 10,212 |
| 48.- | TETLA DE LA SOLIDARIDAD | 5,971,738 | 5,001,754 | 1.1939 | 1.741438% | 14,352 |
| 49.- | TETLATLAHUCA | 115,115 | 79,123 | 1.4549 | 2.122065% | 17,489 |
| 50.- | TLAXCALA | 24,084,752 | 19,578,223 | 1.2302 | 1.794314% | 14,788 |
| 51.- | TLAXCO | 1,722,468 | 1,437,604 | 1.1982 | 1.747597% | 14,403 |
| 52.- | TOCATLAN | 163,254 | 167,897 | 0.9723 | 1.418242% | 11,689 |
| 53.- | TOTOLAC | 1,891,070 | 1,735,167 | 1.0898 | 1.589629% | 13,101 |
| 54.- | TZOMPANTEPEC | 626,208 | 692,677 | 0.9040 | 1.318613% | 10,867 |
| 55.- | XALOZTOC | 1,846,987 | 1,735,167 | 1.0644 | 1.552573% | 12,796 |
| 56.- | XALTOCAN | 893,361 | 707,313 | 1.2630 | 1.842234% | 15,183 |
| 57.- | XICOHTZINCO | 2,389,490 | 1,305,279 | 1.8306 | 2.670124% | 22,006 |
| 58.- | YAUHQUEMEHCAN | 4,440,369 | 3,952,264 | 1.1235 | 1.638712% | 13,506 |
| 59.- | ZACATELCO | 1,549,302 | 1,463,839 | 1.0584 | 1.543733% | 12,723 |
| 60.- | ZITLALTEPEC DE T. S. S. | 245,518 | 280,916 | 0.8740 | 1.274783% | 10,506 |
| TOTALES | | 117,328,188 | 96,731,755 | 68.5600 | 100.000000% | 824,155 |

DETERMINACIÓN DEL FONDO DE ESTABILIZACION (IV)

MONTO DE LA RECAUDACIÓN ESTATAL PARTICIPABLE:

3,296,622

10%

329,662

JULIO - SEPTIEMBRE DE 2019

| NO. | MUNICIPIO | PREDIAL DE 2018 (A) | DINAMICA DE CRECIMIENTO B=(A/TOTAL A) | FACTOR DE DISTRIBUCIÓN C=(B/TOTAL B) | PARTICIPACIÓN D=(C* REC. ESTATAL) |
|----------------|--------------------------|---------------------|---------------------------------------|--------------------------------------|-----------------------------------|
| 1.- | ACUAMANALA DE M. H. | 794,608 | 0.006773 | 0.677252% | 2,233 |
| 2.- | ATLTZAYANCA | 789,873 | 0.006732 | 0.673217% | 2,219 |
| 3.- | AMAXAC DE GRO. | 619,347 | 0.005279 | 0.527876% | 1,740 |
| 4.- | APETATITLAN DE A. C. | 1,913,253 | 0.016307 | 1.630685% | 5,376 |
| 5.- | APIZACO | 25,002,984 | 0.213103 | 21.310296% | 70,252 |
| 6.- | ATLANGATEPEC | 388,004 | 0.003307 | 0.330700% | 1,090 |
| 7.- | BENITO JUAREZ | 155,296 | 0.001324 | 0.132360% | 436 |
| 8.- | CALPULALPAN | 4,942,914 | 0.042129 | 4.212896% | 13,888 |
| 9.- | CHIAUTEMPAN | 3,977,328 | 0.033899 | 3.389917% | 11,175 |
| 10.- | CONTLA DE J. C. | 825,878 | 0.007039 | 0.703904% | 2,321 |
| 11.- | CUAPIAXTLA | 296,405 | 0.002526 | 0.252629% | 833 |
| 12.- | CUAXOMULCO | 289,169 | 0.002465 | 0.246462% | 812 |
| 13.- | EL CARMEN TEQUEXQUITLA | 604,479 | 0.005152 | 0.515204% | 1,698 |
| 14.- | EMILIANO ZAPATA | 146,275 | 0.001247 | 0.124672% | 411 |
| 15.- | ESPANITA | 308,367 | 0.002628 | 0.262824% | 866 |
| 16.- | HUAMANTLA | 9,240,919 | 0.078761 | 7.876129% | 25,965 |
| 17.- | HUEYOTLIPAN | 317,159 | 0.002703 | 0.270318% | 891 |
| 18.- | IXTACUIXTLA DE M. M. | 2,284,708 | 0.019473 | 1.947280% | 6,419 |
| 19.- | IXTENCO | 113,870 | 0.000971 | 0.097053% | 320 |
| 20.- | LA MAGDALENA TLALTELULCO | 995,429 | 0.008484 | 0.848414% | 2,797 |
| 21.- | LAZARO CARDENAS | 54,395 | 0.000464 | 0.046361% | 153 |
| 22.- | MAZATECOCHCO DE J. M. M. | 234,469 | 0.001998 | 0.199840% | 659 |
| 23.- | MUÑOZ DE D. A. | 89,517 | 0.000763 | 0.076296% | 252 |
| 24.- | NANACAMILPA DE M. A. | 2,285,805 | 0.019482 | 1.948215% | 6,423 |
| 25.- | NATIVITAS | 518,582 | 0.004420 | 0.441993% | 1,457 |
| 26.- | PANOTLA | 2,138,730 | 0.018229 | 1.822861% | 6,009 |
| 27.- | PAPALOTLA DE X. | 3,328,291 | 0.028367 | 2.836736% | 9,352 |
| 28.- | SANCTORUM DE L. C. | 453,042 | 0.003861 | 0.386132% | 1,273 |
| 29.- | SAN DAMIAN TEXOLOC | 177,807 | 0.001515 | 0.151547% | 500 |
| 30.- | SAN FCO. TETLANOHCAN | 156,361 | 0.001333 | 0.133268% | 439 |
| 31.- | SAN JERONIMO ZACUALPAN | 80,906 | 0.000690 | 0.068957% | 227 |
| 32.- | SAN JOSE TEACALCO | 97,696 | 0.000833 | 0.083267% | 275 |
| 33.- | SAN JUAN HUACTZINCO | 173,488 | 0.001479 | 0.147866% | 487 |
| 34.- | SAN LORENZO AXOCOMANITLA | 125,685 | 0.001071 | 0.107123% | 353 |
| 35.- | SAN LUCAS TECOPILCO | 209,741 | 0.001788 | 0.178764% | 589 |
| 36.- | SAN PABLO DEL MONTE | 1,425,253 | 0.012148 | 1.214758% | 4,005 |
| 37.- | SANTA ANA NOPALUCAN | 73,428 | 0.000626 | 0.062583% | 206 |
| 38.- | SANTA APOLONIA TEACALCO | 52,662 | 0.000449 | 0.044884% | 148 |
| 39.- | SANTA CATARINA AYOMETLA | 134,862 | 0.001149 | 0.114944% | 379 |
| 40.- | SANTA CRUZ QUILEHTLA | 107,759 | 0.000918 | 0.091844% | 303 |
| 41.- | SANTA CRUZ TLAXCALA | 1,693,348 | 0.014433 | 1.443258% | 4,758 |
| 42.- | SANTA ISABEL XILOXOTLA | 567,232 | 0.004835 | 0.483458% | 1,594 |
| 43.- | TENANCINGO | 455,295 | 0.003881 | 0.388053% | 1,279 |
| 44.- | TEOLOCHOLCO | 1,370,737 | 0.011683 | 1.168293% | 3,851 |
| 45.- | TEPETITLA DE LARDIZABAL | 632,156 | 0.005388 | 0.538793% | 1,776 |
| 46.- | TEPEYANCO | 443,297 | 0.003778 | 0.377827% | 1,246 |
| 47.- | TERRENATE | 301,747 | 0.002572 | 0.257182% | 848 |
| 48.- | TETLA DE LA SOLIDARIDAD | 5,971,738 | 0.050898 | 5.089773% | 16,779 |
| 49.- | TETLATLAHUCA | 115,115 | 0.000981 | 0.098114% | 323 |
| 50.- | TLAXCALA | 24,084,752 | 0.205277 | 20.527677% | 67,672 |
| 51.- | TLAXCO | 1,722,468 | 0.014681 | 1.468077% | 4,840 |
| 52.- | TOCATLÁN | 163,254 | 0.001391 | 0.139143% | 459 |
| 53.- | TOTOLAC | 1,891,070 | 0.016118 | 1.611778% | 5,313 |
| 54.- | TZOMPANTEPEC | 626,208 | 0.005337 | 0.533723% | 1,759 |
| 55.- | XALOZTOC | 1,846,987 | 0.015742 | 1.574206% | 5,190 |
| 56.- | XALTOCAN | 893,361 | 0.007614 | 0.761421% | 2,510 |
| 57.- | XICOHTZINCO | 2,389,490 | 0.020366 | 2.036586% | 6,714 |
| 58.- | YAUHQUEMEHCAN | 4,440,369 | 0.037846 | 3.784571% | 12,476 |
| 59.- | ZACATELCO | 1,549,302 | 0.013205 | 1.320486% | 4,353 |
| 60.- | ZITLALTEPEC DE T. S. S. | 245,518 | 0.002093 | 0.209257% | 690 |
| TOTALES | | 117,328,188 | 1.000000 | 100.000000% | 329,662 |

DETERMINACIÓN DEL FONDO RECAUDATORIO (V)

3,296,622

25%

824,155

MONTO DE LA RECAUDACIÓN ESTATAL PARTICIPABLE:

JULIO - SEPTIEMBRE DE 2019

| NO. | MUNICIPIO | DERECHOS DE AGUA 2018 (A) | DERECHOS DE AGUA 2017 (B) | DINAMICA DE CRECIMIENTO C=(A/B) | FACTOR DE DISTRIBUCIÓN D=C/TOTAL C | PARTICIPACIÓN (D*20) |
|----------------|--------------------------|---------------------------|---------------------------|---------------------------------|------------------------------------|----------------------|
| 1.- | ACUAMANALA DE M. H. | 381,588 | 94,088 | 4.0557 | 5.680745% | 46,818 |
| 2.- | ATLIZAYANCA | 703,534 | 362,219 | 1.9423 | 2.720562% | 22,422 |
| 3.- | AMAXAC DE GRO. | 640,103 | 604,125 | 1.0596 | 1.484116% | 12,231 |
| 4.- | APETATITLAN DE A. C. | 2,968,309 | 2,483,346 | 1.1953 | 1.674236% | 13,798 |
| 5.- | APIZACO | 36,822,375 | 30,927,775 | 1.1906 | 1.667662% | 13,744 |
| 6.- | ATLANGATEPEC | 704,798 | 204,751 | 3.4422 | 4.821514% | 39,737 |
| 7.- | BENITO JUAREZ | 535,500 | 476,055 | 1.1249 | 1.575604% | 12,985 |
| 8.- | CALPULALPAN | 6,359,469 | 8,126,220 | 0.7826 | 1.096168% | 9,034 |
| 9.- | CHIAUTEMPAN | 15,735,207 | 13,446,658 | 1.1702 | 1.639091% | 13,509 |
| 10.- | CONTLA DE J. C. | 1,245,648 | 939,723 | 1.3255 | 1.856694% | 15,302 |
| 11.- | CUAPIAXTLA | 777,809 | 680,250 | 1.1434 | 1.601582% | 13,200 |
| 12.- | CUAXOMULCO | 708,621 | 769,105 | 0.9214 | 1.290545% | 10,636 |
| 13.- | EL CARMEN TEQUEXQUITLA | 465,760 | 713,232 | 0.6530 | 0.914695% | 7,539 |
| 14.- | EMILIANO ZAPATA | 207,044 | 194,768 | 1.0630 | 1.488983% | 12,272 |
| 15.- | ESPAÑITA | 1,146,566 | 999,676 | 1.1469 | 1.606514% | 13,240 |
| 16.- | HUAMANTLA | 21,181,913 | 24,062,118 | 0.8803 | 1.233037% | 10,162 |
| 17.- | HUEYOTLIPAN | 738,995 | 2,175,933 | 0.3396 | 0.475708% | 3,921 |
| 18.- | IXTACUIXTLA DE M. M. | 305,658 | 301,480 | 1.0139 | 1.420110% | 11,704 |
| 19.- | IXTENCO | 571,990 | 1,266,681 | 0.4516 | 0.632508% | 5,213 |
| 20.- | LA MAGDALENA TLALTELULCO | 1,137,493 | 1,029,941 | 1.1044 | 1.546968% | 12,749 |
| 21.- | LAZARO CARDENAS | 104,996 | 190,809 | 0.5503 | 0.770759% | 6,352 |
| 22.- | MAZATECOCHCO DE J. M. M. | 699,500 | 778,713 | 0.8983 | 1.258216% | 10,370 |
| 23.- | MUÑOZ DE D. A. | 87,103 | 136,760 | 0.6369 | 0.892111% | 7,352 |
| 24.- | NANACAMILPA DE M. A. | 3,074,889 | 3,554,946 | 0.8650 | 1.211550% | 9,985 |
| 25.- | NATIVITAS | 1,398,762 | 1,022,015 | 1.3686 | 1.917041% | 15,799 |
| 26.- | PANOTLA | 1,952,626 | 1,462,819 | 1.3348 | 1.869706% | 15,409 |
| 27.- | PAPALOTLA DE X. | 1,153,687 | 977,204 | 1.1806 | 1.653665% | 13,629 |
| 28.- | SANCTORUM DE L. C. | 401,207 | 402,227 | 0.9975 | 1.397147% | 11,515 |
| 29.- | SAN DAMIAN TEXOLOC | 596,818 | 554,791 | 1.0758 | 1.506806% | 12,418 |
| 30.- | SAN FCO. TETLANOHCAN | 1,359,732 | 938,104 | 1.4494 | 2.030239% | 16,732 |
| 31.- | SAN JERONIMO ZACUALPAN | 248,852 | 210,450 | 1.1825 | 1.656293% | 13,650 |
| 32.- | SAN JOSE TEACALCO | 571,722 | 495,498 | 1.1538 | 1.616173% | 13,320 |
| 33.- | SAN JUAN HUACTZINCO | 350,645 | 325,825 | 1.0762 | 1.507399% | 12,423 |
| 34.- | SAN LORENZO AXOCOMANITLA | 231,707 | 196,840 | 1.1771 | 1.648810% | 13,589 |
| 35.- | SAN LUCAS TECOPILCO | 564,735 | 339,435 | 1.6638 | 2.330413% | 19,206 |
| 36.- | SAN PABLO DEL MONTE | 6,414,522 | 5,982,649 | 1.0722 | 1.501812% | 12,377 |
| 37.- | SANTA ANA NOPALUCAN | 443,350 | 374,615 | 1.1835 | 1.657702% | 13,662 |
| 38.- | SANTA APOLONIA TEACALCO | 856,400 | 701,600 | 1.2206 | 1.709747% | 14,091 |
| 39.- | SANTA CATARINA AYOMETLA | 297,332 | 260,484 | 1.1415 | 1.598842% | 13,177 |
| 40.- | SANTA CRUZ QUILEHTLA | 188,682 | 464,592 | 0.4061 | 0.568858% | 4,688 |
| 41.- | SANTA CRUZ TLAXCALA | 856,948 | 542,823 | 1.5787 | 2.211266% | 18,224 |
| 42.- | SANTA ISABEL XILOXOTLA | 801,542 | 801,542 | 1.0000 | 1.400699% | 11,544 |
| 43.- | TENANCINGO | 571,926 | 472,790 | 1.2097 | 1.694402% | 13,965 |
| 44.- | TEOLOCHOLCO | 1,218,872 | 1,507,481 | 0.8085 | 1.132534% | 9,334 |
| 45.- | TEPETITLA DE LARDIZABAL | 555,688 | 506,685 | 1.0967 | 1.536165% | 12,660 |
| 46.- | TEPEYANCO | 249,060 | 284,184 | 0.8764 | 1.227578% | 10,117 |
| 47.- | TERRENATE | 652,073 | 715,567 | 0.9113 | 1.276412% | 10,520 |
| 48.- | TETLA DE LA SOLIDARIDAD | 1,995,504 | 1,546,316 | 1.2905 | 1.807587% | 14,897 |
| 49.- | TETLATLAHUCA | 469,751 | 432,960 | 1.0850 | 1.519724% | 12,525 |
| 50.- | TLAXCALA | 42,701,762 | 41,151,201 | 1.0377 | 1.453477% | 11,979 |
| 51.- | TLAXCO | 1,231,491 | 1,157,244 | 1.0642 | 1.490566% | 12,285 |
| 52.- | TOCATLAN | 291,996 | 264,151 | 1.1054 | 1.548351% | 12,761 |
| 53.- | TOTOLAC | 1,247,814 | 931,276 | 1.3399 | 1.876793% | 15,468 |
| 54.- | TZOMPANTEPEC | 1,181,735 | 811,949 | 1.4554 | 2.038620% | 16,801 |
| 55.- | XALOZTOC | 935,710 | 1,245,689 | 0.7512 | 1.052147% | 8,671 |
| 56.- | XALTOCAN | 1,281,812 | 444,679 | 2.8826 | 4.037593% | 33,276 |
| 57.- | XICOHTZINCO | 1,188,112 | 814,332 | 1.4590 | 2.043623% | 16,843 |
| 58.- | YAUHQUEMEHCAN | 3,392,709 | 3,143,358 | 1.0793 | 1.511811% | 12,460 |
| 59.- | ZACATELCO | 5,507,602 | 5,092,784 | 1.0815 | 1.514789% | 12,484 |
| 60.- | ZITLALTEPEC DE T. S. S. | 93,319 | 145,960 | 0.6393 | 0.895532% | 7,381 |
| TOTALES | | 180,761,073 | 171,241,491 | 71.3929 | 100.000000% | 824,155 |

MONTO DE LA RECAUDACIÓN ESTATAL PARTICIPABLE:

DETERMINACIÓN DEL FONDO DE ESTABILIZACIÓN (VI)




3,296,622

10%

329,662

JULIO - SEPTIEMBRE DE 2019

| NO. | MUNICIPIO | DERECHOS DE AGUA 2018 (A) | DINAMICA DE CRECIMIENTO B=(A/TOTAL A) | FACTOR DE DISTRIBUCIÓN C=(B/TOTAL B) | PARTICIPACIÓN D=(C* REC. ESTATAL) |
|----------------|--------------------------|---------------------------|---------------------------------------|--------------------------------------|-----------------------------------|
| 1.- | ACUAMANALA DE M. H. | 381,588 | 0.0021 | 0.211101% | 696 |
| 2.- | ATLTZAYANCA | 703,534 | 0.0039 | 0.389207% | 1,283 |
| 3.- | AMAXAC DE GRO. | 640,103 | 0.0035 | 0.354116% | 1,167 |
| 4.- | APETATITLAN DE A. C. | 2,968,309 | 0.0164 | 1.642117% | 5,413 |
| 5.- | APIZACO | 36,822,375 | 0.2037 | 20.370744% | 67,155 |
| 6.- | ATLANGATEPEC | 704,798 | 0.0039 | 0.389906% | 1,285 |
| 7.- | BENITO JUAREZ | 535,500 | 0.0030 | 0.296247% | 977 |
| 8.- | CALPULALPAN | 6,359,469 | 0.0352 | 3.518163% | 11,598 |
| 9.- | CHIAUTEMPAN | 15,735,207 | 0.0870 | 8.704975% | 28,697 |
| 10.- | CONTLA DE J. C. | 1,245,648 | 0.0069 | 0.689113% | 2,272 |
| 11.- | CUAPIAXTLA | 777,809 | 0.0043 | 0.430297% | 1,419 |
| 12.- | CUAXOMULCO | 708,621 | 0.0039 | 0.392021% | 1,292 |
| 13.- | EL CARMEN TEQUXQUITLA | 465,760 | 0.0026 | 0.257666% | 849 |
| 14.- | EMILIANO ZAPATA | 207,044 | 0.0011 | 0.114540% | 378 |
| 15.- | ESPANITA | 1,146,566 | 0.0063 | 0.634299% | 2,091 |
| 16.- | HUAMANTLA | 21,181,913 | 0.1172 | 11.718183% | 38,630 |
| 17.- | HUEYOTLIPAN | 738,995 | 0.0041 | 0.408824% | 1,348 |
| 18.- | IXTACUIXTLA DE M. M. | 305,658 | 0.0017 | 0.169095% | 557 |
| 19.- | IXTENCO | 571,990 | 0.0032 | 0.316434% | 1,043 |
| 20.- | LA MAGDALENA TLALTELULCO | 1,137,493 | 0.0063 | 0.629280% | 2,074 |
| 21.- | LAZARO CARDENAS | 104,996 | 0.0006 | 0.058086% | 191 |
| 22.- | MAZATECOCHCO DE J. M. M. | 699,500 | 0.0039 | 0.386975% | 1,276 |
| 23.- | MUÑOZ DE D. A. | 87,103 | 0.0005 | 0.048187% | 159 |
| 24.- | NANACAMILPA DE M. A. | 3,074,889 | 0.0170 | 1.701079% | 5,608 |
| 25.- | NATIVITAS | 1,398,762 | 0.0077 | 0.773818% | 2,551 |
| 26.- | PANOTLA | 1,952,626 | 0.0108 | 1.080225% | 3,561 |
| 27.- | PAPALOTLA DE X. | 1,153,687 | 0.0064 | 0.638239% | 2,104 |
| 28.- | SANCTORUM DE L. C. | 401,207 | 0.0022 | 0.221954% | 732 |
| 29.- | SAN DAMIAN TEXOLOC | 596,818 | 0.0033 | 0.330170% | 1,088 |
| 30.- | SAN FCO. TETLANOHCAN | 1,359,732 | 0.0075 | 0.752226% | 2,480 |
| 31.- | SAN JERONIMO ZACUALPAN | 248,852 | 0.0014 | 0.137669% | 454 |
| 32.- | SAN JOSE TEACALCO | 571,722 | 0.0032 | 0.316286% | 1,043 |
| 33.- | SAN JUAN HUACTZINCO | 350,645 | 0.0019 | 0.193983% | 639 |
| 34.- | SAN LORENZO AXOCOMANITLA | 231,707 | 0.0013 | 0.128184% | 423 |
| 35.- | SAN LUCAS TECOPILCO | 564,735 | 0.0031 | 0.312421% | 1,030 |
| 36.- | SAN PABLO DEL MONTE | 6,414,522 | 0.0355 | 3.548619% | 11,698 |
| 37.- | SANTA ANA NOPALUCAN | 443,350 | 0.0025 | 0.245269% | 809 |
| 38.- | SANTA APOLONIA TEACALCO | 856,400 | 0.0047 | 0.473775% | 1,562 |
| 39.- | SANTA CATARINA AYOMETLA | 297,332 | 0.0016 | 0.164489% | 542 |
| 40.- | SANTA CRUZ QUILEHTLA | 188,682 | 0.0010 | 0.104382% | 344 |
| 41.- | SANTA CRUZ TLAXCALA | 856,948 | 0.0047 | 0.474078% | 1,563 |
| 42.- | SANTA ISABEL XILOXOTLA | 801,542 | 0.0044 | 0.443426% | 1,462 |
| 43.- | TENANCINGO | 571,926 | 0.0032 | 0.316399% | 1,043 |
| 44.- | TEOLOCHOLCO | 1,218,872 | 0.0067 | 0.674300% | 2,223 |
| 45.- | TEPETITLA DE LARDIZABAL | 555,688 | 0.0031 | 0.307416% | 1,013 |
| 46.- | TEPEYANCO | 249,060 | 0.0014 | 0.137784% | 454 |
| 47.- | TERRENATE | 652,073 | 0.0036 | 0.360738% | 1,189 |
| 48.- | TETLA DE LA SOLIDARIDAD | 1,995,504 | 0.0110 | 1.103946% | 3,639 |
| 49.- | TETLATLAHUCA | 469,751 | 0.0026 | 0.259874% | 857 |
| 50.- | TLAXCALA | 42,701,762 | 0.2362 | 23.623317% | 77,877 |
| 51.- | TLAXCO | 1,231,491 | 0.0068 | 0.681281% | 2,246 |
| 52.- | TOCATLÁN | 291,996 | 0.0016 | 0.161537% | 533 |
| 53.- | TOTOLAC | 1,247,814 | 0.0069 | 0.690311% | 2,276 |
| 54.- | TZOMPANTEPEC | 1,181,735 | 0.0065 | 0.653755% | 2,155 |
| 55.- | XALOZTOC | 935,710 | 0.0052 | 0.517650% | 1,706 |
| 56.- | XALTOCAN | 1,281,812 | 0.0071 | 0.709119% | 2,338 |
| 57.- | XICOHTZINCO | 1,188,112 | 0.0066 | 0.657283% | 2,167 |
| 58.- | YAUHQUEMEHCAN | 3,392,709 | 0.0188 | 1.876902% | 6,187 |
| 59.- | ZACATELCO | 5,507,602 | 0.0305 | 3.046896% | 10,044 |
| 60.- | ZITLALTEPEC DE T. S. S. | 93,319 | 0.0005 | 0.051626% | 170 |
| TOTALES | | 180,761,073 | 1.0000 | 100.000000% | 329,662 |

| | | | | | | | | | | | | | |
|---|--|--|--|-----|--|---------|--|--|--|---|--|--|--|
|   | | DETERMINACIÓN DE FONDO DESARROLLO MUNICIPAL (VII) | | | | | | | |  | | | |
| MONTO DE LA RECAUDACIÓN ESTATAL PARTICIPABLE: | | 3,296,622 | | 10% | | 329,662 | | | | | | | |

| NO | MUNICIPIO | NUMERO HABITANTES (A) | PARTICIPACION FONDO I (B) | PARTICIPACION FONDO II (20%) (C) | PARTICIPACION FONDO III (25%) (D) | PARTICIPACION FONDO IV (10%) (E) | PARTICIPACION FONDO V (25%) (F) | PARTICIPACION FONDO VI (10%) (G) | SUBTOTAL FONDOS L.I.I.I.I.I.V.V.I (H) | INVERSA POBLACION I=A/H | FACTOR DE DISTRIBUCIÓN J=I/TOTAL I | PARTICIPACIÓN |
|--------------|--------------------------|-----------------------|---------------------------|----------------------------------|-----------------------------------|----------------------------------|---------------------------------|----------------------------------|---------------------------------------|-------------------------|------------------------------------|----------------|
| 1.- | ACUAMANALA DE M. H. | 5,925 | 4,008,469 | 3,069 | 22,235 | 2,233 | 46,818 | 696 | 4,083,520 | 0.001451 | 1.020072% | 3,363 |
| 2.- | ATLTZAYANCA | 17,173 | 7,160,271 | 8,895 | 9,728 | 2,219 | 22,422 | 1,283 | 7,204,818 | 0.002384 | 1.675716% | 5,524 |
| 3.- | AMAXAC DE GRO. | 11,144 | 5,002,273 | 5,773 | 12,486 | 1,740 | 12,231 | 1,167 | 5,035,670 | 0.002213 | 1.555826% | 5,129 |
| 4.- | APETATITLAN DE A. C. | 15,271 | 6,421,540 | 7,910 | 12,491 | 5,376 | 13,798 | 5,413 | 6,466,529 | 0.002362 | 1.660250% | 5,473 |
| 5.- | APIZACO | 78,624 | 26,667,935 | 40,727 | 14,711 | 70,252 | 13,744 | 67,155 | 26,874,523 | 0.002926 | 2.056798% | 6,780 |
| 6.- | ATLANGATEPEC | 6,597 | 5,210,078 | 3,417 | 16,690 | 1,090 | 39,737 | 1,285 | 5,272,298 | 0.001251 | 0.879678% | 2,900 |
| 7.- | BENITO JUAREZ | 6,038 | 4,092,740 | 3,128 | 15,400 | 436 | 12,985 | 977 | 4,125,667 | 0.001464 | 1.028907% | 3,392 |
| 8.- | CALPULALPAN | 48,385 | 13,263,670 | 25,063 | 18,738 | 13,888 | 9,034 | 11,598 | 13,341,992 | 0.003627 | 2.549572% | 8,405 |
| 9.- | CHIAUTEMPAN | 70,011 | 17,666,417 | 36,265 | 11,265 | 11,175 | 13,509 | 28,697 | 17,767,328 | 0.003940 | 2.770266% | 9,133 |
| 10. | CONTLA DE J. C. | 38,330 | 9,749,111 | 19,855 | 12,845 | 2,321 | 15,302 | 2,272 | 9,801,706 | 0.003911 | 2.749251% | 9,063 |
| 11. | CUAPIAXTLA | 15,337 | 6,146,526 | 7,944 | 9,510 | 833 | 13,200 | 1,419 | 6,179,431 | 0.002482 | 1.744895% | 5,752 |
| 12. | CUAXOMULCO | 5,272 | 4,626,044 | 2,731 | 12,590 | 812 | 10,636 | 1,292 | 4,654,106 | 0.001133 | 0.796373% | 2,625 |
| 13. | EL CARMEN TEQUEXQUITLA | 17,259 | 6,340,873 | 8,940 | 9,624 | 1,698 | 7,539 | 849 | 6,369,524 | 0.002710 | 1.904960% | 6,280 |
| 14. | EMILIANO ZAPATA | 4,561 | 3,674,353 | 2,363 | 20,000 | 411 | 12,272 | 378 | 3,709,775 | 0.001229 | 0.864350% | 2,849 |
| 15. | ESPAÑITA | 8,668 | 4,717,289 | 4,490 | 11,013 | 866 | 13,240 | 2,091 | 4,748,989 | 0.001825 | 1.283202% | 4,230 |
| 16. | HUAMANTLA | 92,887 | 22,202,586 | 48,115 | 18,463 | 25,965 | 10,162 | 38,630 | 22,343,921 | 0.004157 | 2.922623% | 9,635 |
| 17. | HUEYOTLIPAN | 14,575 | 6,165,472 | 7,550 | 10,415 | 891 | 3,921 | 1,348 | 6,189,596 | 0.002355 | 1.655478% | 5,457 |
| 18. | IXTACUIXTLA DE M. M. | 38,324 | 10,305,256 | 19,852 | 16,172 | 6,419 | 11,704 | 557 | 10,359,960 | 0.003699 | 2.600698% | 8,574 |
| 19. | IXTENCO | 7,080 | 4,943,210 | 3,667 | 6,304 | 320 | 5,213 | 1,043 | 4,959,757 | 0.001427 | 1.003576% | 3,308 |
| 20. | LA MAGDALENA TLALTELULCO | 18,873 | 6,460,854 | 9,776 | 13,611 | 2,797 | 12,749 | 2,074 | 6,501,862 | 0.002903 | 2.040706% | 6,727 |
| 21. | LAZARO CARDENAS | 3,103 | 4,055,982 | 1,607 | 9,098 | 153 | 6,352 | 191 | 4,073,383 | 0.000762 | 0.535559% | 1,766 |
| 22. | MAZATECOCHCO DE J. M. M. | 10,901 | 4,985,055 | 5,647 | 12,361 | 659 | 10,370 | 1,276 | 5,015,368 | 0.002174 | 1.528061% | 5,037 |
| 23. | MUÑOZ DE D. A. | 4,679 | 3,881,996 | 2,424 | 8,753 | 252 | 7,352 | 159 | 3,900,936 | 0.001199 | 0.843260% | 2,780 |
| 24. | NANACAMILPA DE M. A. | 18,115 | 7,028,461 | 9,383 | 22,137 | 6,423 | 9,985 | 5,608 | 7,081,997 | 0.002558 | 1.798290% | 5,928 |
| 25. | NATIVITAS | 25,053 | 8,302,866 | 12,977 | 14,281 | 1,457 | 15,799 | 2,551 | 8,349,932 | 0.003000 | 2.109376% | 6,954 |
| 26. | PANOTLA | 27,154 | 8,452,559 | 14,066 | 16,454 | 6,009 | 15,409 | 3,561 | 8,508,058 | 0.003192 | 2.243782% | 7,397 |
| 27. | PAPALOTLA DE X. | 30,364 | 9,246,624 | 15,728 | 12,082 | 9,352 | 13,629 | 2,104 | 9,299,518 | 0.003265 | 2.295492% | 7,567 |
| 28. | SANCTORUM DE L. C. | 9,490 | 4,874,076 | 4,916 | 12,233 | 1,273 | 11,515 | 732 | 4,904,745 | 0.001935 | 1.360276% | 4,484 |
| 29. | SAN DAMIAN TEXEOLOC | 5,569 | 4,289,367 | 2,885 | 18,234 | 500 | 12,418 | 1,088 | 4,324,492 | 0.001288 | 0.905356% | 2,985 |
| 30. | SAN FCO. TETLANOHCAN | 10,910 | 5,314,287 | 5,651 | 14,654 | 439 | 16,732 | 2,480 | 5,354,244 | 0.002038 | 1.432530% | 4,723 |
| 31. | SAN JERONIMO ZACUALPAN | 3,767 | 4,215,520 | 1,951 | 16,264 | 227 | 13,650 | 454 | 4,248,068 | 0.000887 | 0.623421% | 2,055 |
| 32. | SAN JOSE TEACALCO | 5,923 | 4,312,845 | 3,068 | 16,280 | 275 | 13,320 | 1,043 | 4,346,830 | 0.001363 | 0.957958% | 3,158 |
| 33. | SAN JUAN HUACTZINCO | 7,511 | 4,320,878 | 3,891 | 13,977 | 487 | 12,423 | 639 | 4,352,295 | 0.001726 | 1.213268% | 4,000 |
| 34. | SAN LORENZO AXOCOMANITLA | 5,618 | 3,856,740 | 2,910 | 12,159 | 353 | 13,589 | 423 | 3,886,174 | 0.001446 | 1.016335% | 3,350 |
| 35. | SAN LUCAS TECOPIILCO | 3,131 | 3,693,315 | 1,622 | 16,691 | 589 | 19,206 | 1,030 | 3,732,454 | 0.000839 | 0.589747% | 1,944 |
| 36. | SAN PABLO DEL MONTE | 77,242 | 16,133,953 | 40,011 | 16,382 | 4,005 | 12,377 | 11,698 | 16,218,426 | 0.004763 | 3.348282% | 11,038 |
| 37. | SANTA ANA NOPALUCAN | 7,773 | 4,628,179 | 4,026 | 7,705 | 206 | 13,662 | 809 | 4,654,588 | 0.001670 | 1.174045% | 3,870 |
| 38. | SANTA APOLONIA TEACALCO | 4,559 | 3,821,234 | 2,362 | 13,253 | 148 | 14,091 | 1,562 | 3,852,649 | 0.001183 | 0.831931% | 2,743 |
| 39.- | SANTA CATARINA AYOMETLA | 8,817 | 4,739,030 | 4,567 | 9,304 | 379 | 13,177 | 542 | 4,766,998 | 0.001850 | 1.300329% | 4,287 |
| 40.- | SANTA CRUZ QUILEHTLA | 7,169 | 4,233,514 | 3,713 | 5,734 | 303 | 4,688 | 344 | 4,248,297 | 0.001687 | 1.186372% | 3,911 |
| 41.- | SANTA CRUZ TLAXCALA | 20,242 | 6,631,470 | 10,485 | 11,449 | 4,758 | 18,224 | 1,563 | 6,677,948 | 0.003031 | 2.131020% | 7,025 |
| 42.- | SANTA ISABEL XILOXOTLA | 4,992 | 3,865,382 | 2,586 | 21,975 | 1,594 | 11,544 | 1,462 | 3,904,543 | 0.001279 | 0.898838% | 2,963 |
| 43.- | TENANCINGO | 12,834 | 5,480,148 | 6,648 | 13,061 | 1,279 | 13,965 | 1,043 | 5,516,143 | 0.002327 | 1.635700% | 5,392 |
| 44.- | TEOCHOLCO | 24,380 | 7,389,182 | 12,629 | 15,852 | 3,851 | 9,334 | 2,223 | 7,433,071 | 0.003280 | 2.305912% | 7,602 |
| 45.- | TEPETITLA DE LARDIZABAL | 21,060 | 6,684,880 | 10,909 | 13,934 | 1,776 | 12,660 | 1,013 | 6,725,173 | 0.003132 | 2.201568% | 7,258 |
| 46.- | TEPEYANCO | 12,047 | 5,139,682 | 6,240 | 11,938 | 1,246 | 10,117 | 454 | 5,169,677 | 0.002330 | 1.638297% | 5,401 |
| 47.- | TERRENATE | 14,746 | 5,841,663 | 7,638 | 10,212 | 848 | 10,520 | 1,189 | 5,872,070 | 0.002511 | 1.765469% | 5,820 |
| 48.- | TETLA DE LA SOLIDARIDAD | 32,613 | 9,417,436 | 16,893 | 14,352 | 16,779 | 14,897 | 3,639 | 9,483,997 | 0.003439 | 2.417556% | 7,970 |
| 49.- | TETLATLAHUCA | 13,414 | 5,360,669 | 6,948 | 17,489 | 323 | 12,525 | 857 | 5,398,812 | 0.002485 | 1.746777% | 5,758 |
| 50.- | TLAXCALA | 95,051 | 30,805,357 | 49,236 | 14,788 | 67,672 | 11,979 | 77,877 | 31,026,909 | 0.003064 | 2.153751% | 7,100 |
| 51.- | TLAXCO | 42,536 | 11,253,367 | 22,033 | 14,403 | 4,840 | 12,285 | 2,246 | 11,309,173 | 0.003761 | 2.644253% | 8,717 |
| 52.- | TOCATLÁN | 5,843 | 4,072,300 | 3,027 | 11,689 | 459 | 12,761 | 533 | 4,100,767 | 0.001425 | 1.001724% | 3,302 |
| 53.- | TOTOLAC | 21,814 | 7,802,010 | 11,299 | 13,101 | 5,313 | 15,468 | 2,276 | 7,849,468 | 0.002779 | 1.953765% | 6,441 |
| 54.- | TZOMPANTEPEC | 16,359 | 7,028,924 | 8,474 | 10,867 | 1,759 | 16,801 | 2,155 | 7,068,981 | 0.002314 | 1.626961% | 5,363 |
| 55.- | XALOZTOC | 23,905 | 7,835,355 | 12,383 | 12,796 | 5,190 | 8,671 | 1,706 | 7,876,100 | 0.003035 | 2.133805% | 7,034 |
| 56.- | XALTOCAN | 10,263 | 5,278,443 | 5,316 | 15,183 | 2,510 | 33,276 | 2,338 | 5,337,066 | 0.001923 | 1.351914% | 4,457 |
| 57.- | XICOHTZINCO | 13,629 | 5,671,595 | 7,060 | 22,006 | 6,714 | 16,843 | 2,167 | 5,726,384 | 0.002380 | 1.673250% | 5,516 |
| 58.- | YAUHQUEMEHCAN | 38,296 | 9,775,624 | 19,837 | 13,506 | 12,476 | 12,460 | 6,187 | 9,840,090 | 0.003892 | 2.736098% | 9,020 |
| 59.- | ZACATELCO | 42,686 | 11,396,354 | 22,111 | 12,723 | 4,353 | 12,484 | 10,044 | 11,458,069 | 0.003725 | 2.619095% | 8,634 |
| 60.- | ZITLALTEPEC DE T. S. S. | 8,955 | 4,792,100 | 4,639 | 10,506 | 690 | 7,381 | 170 | 4,815,485 | 0.001860 | 1.307383% | 4,310 |
| TOTAL | | 1,272,847 | 450,733,393 | 659,324 | 824,155 | 329,662 | 824,155 | 329,662 | 453,700,353 | 0.142240 | 100.0000% | 329,662 |





TOTAL DE PARTICIPACIONES A MUNICIPIOS






JULIO- SEPTIEMBRE DE 2019

| NO. | MUNICIPIO | PARTICIPACION FONDO I (A) | PARTICIPACION FONDO II (B) | PARTICIPACION FONDO III (C) | PARTICIPACION FONDO IV (D) | PARTICIPACION FONDO V (E) | PARTICIPACION FONDO VI (F) | PARTICIPACION FONDO VII (F) | PARTICIPACION EN INCREMENTOS E=B+C+D+E+F | TOTAL DE PARTICIPACIONES |
|---------------|--------------------------|---------------------------|----------------------------|-----------------------------|----------------------------|---------------------------|----------------------------|-----------------------------|--|--------------------------|
| 1.- | ACUAMANALA DE M. H. | 4,008,469 | 3,069 | 22,235 | 2,233 | 46,818 | 696 | 3,363 | 78,414 | 4,086,883 |
| 2.- | ATLTZAYANCA | 7,160,271 | 8,895 | 9,728 | 2,219 | 22,422 | 1,283 | 5,524 | 50,072 | 7,210,343 |
| 3.- | AMAXAC DE GRO. | 5,002,273 | 5,773 | 12,486 | 1,740 | 12,231 | 1,167 | 5,129 | 38,526 | 5,040,799 |
| 4.- | APETATITLAN DE A. C. | 6,421,540 | 7,910 | 12,491 | 5,376 | 13,798 | 5,413 | 5,473 | 50,462 | 6,472,002 |
| 5.- | APIZACO | 26,667,935 | 40,727 | 14,711 | 70,252 | 13,744 | 67,155 | 6,780 | 213,369 | 26,881,304 |
| 6.- | ATLANGATEPEC | 5,210,078 | 3,417 | 16,690 | 1,090 | 39,737 | 1,285 | 2,900 | 65,120 | 5,275,198 |
| 7.- | BENITO JUAREZ | 4,092,740 | 3,128 | 15,400 | 436 | 12,985 | 977 | 3,392 | 36,318 | 4,129,059 |
| 8.- | CALPULALPAN | 13,263,670 | 25,063 | 18,738 | 13,888 | 9,034 | 11,598 | 8,405 | 86,727 | 13,350,397 |
| 9.- | CHIAUTEMPAN | 17,666,417 | 36,265 | 11,265 | 11,175 | 13,509 | 28,697 | 9,133 | 110,043 | 17,776,460 |
| 10.- | CONTLA DE J. C. | 9,749,111 | 19,855 | 12,845 | 2,321 | 15,302 | 2,272 | 9,063 | 61,658 | 9,810,769 |
| 11.- | CUAPIAXTLA | 6,146,526 | 7,944 | 9,510 | 833 | 13,200 | 1,419 | 5,752 | 38,657 | 6,185,183 |
| 12.- | CUAXOMULCO | 4,626,044 | 2,731 | 12,590 | 812 | 10,636 | 1,292 | 2,625 | 30,687 | 4,656,731 |
| 13.- | EL CARMEN TEQUEXQUITLA | 6,340,873 | 8,940 | 9,624 | 1,698 | 7,539 | 8,490 | 6,280 | 34,930 | 6,375,804 |
| 14.- | EMILIANO ZAPATA | 3,674,353 | 2,363 | 20,000 | 411 | 12,272 | 378 | 2,849 | 38,272 | 3,712,625 |
| 15.- | ESPAÑITA | 4,717,289 | 4,490 | 11,013 | 866 | 13,240 | 2,091 | 4,230 | 35,931 | 4,753,219 |
| 16.- | HUAMANTLA | 22,202,586 | 48,115 | 18,463 | 25,965 | 10,162 | 38,630 | 9,635 | 150,970 | 22,353,556 |
| 17.- | HUEYOTLIPAN | 6,165,472 | 7,550 | 10,415 | 891 | 3,921 | 1,348 | 5,457 | 29,581 | 6,195,053 |
| 18.- | IXTACUIXTLA DE M. M. | 10,305,256 | 19,852 | 16,172 | 6,419 | 11,704 | 557 | 8,574 | 63,278 | 10,368,533 |
| 19.- | IXTENCO | 4,943,210 | 3,667 | 6,304 | 320 | 5,213 | 1,043 | 3,308 | 19,856 | 4,963,066 |
| 20.- | LA MAGDALENA TLALTELULCO | 6,460,854 | 9,776 | 13,611 | 2,797 | 12,749 | 2,074 | 6,727 | 47,735 | 6,508,589 |
| 21.- | LAZARO CARDENAS | 4,055,982 | 1,607 | 9,098 | 153 | 6,352 | 1,971 | 1,766 | 19,167 | 4,075,149 |
| 22.- | MAZATECOCHCO DE J. M. M. | 4,985,055 | 5,647 | 12,361 | 659 | 10,370 | 1,276 | 5,037 | 35,350 | 5,020,405 |
| 23.- | MUÑOZ DE D. A. | 3,881,996 | 2,424 | 8,753 | 252 | 7,352 | 159 | 2,780 | 21,719 | 3,903,716 |
| 24.- | NANACAMILPA DE M. A. | 7,028,461 | 9,383 | 22,137 | 6,423 | 9,985 | 5,608 | 5,928 | 59,464 | 7,087,925 |
| 25.- | NATIVITAS | 8,302,866 | 12,977 | 14,281 | 1,457 | 15,799 | 2,551 | 6,954 | 54,020 | 8,356,886 |
| 26.- | PANOTLA | 8,452,559 | 14,066 | 16,454 | 6,009 | 15,409 | 3,561 | 7,397 | 62,896 | 8,515,455 |
| 27.- | PAPALOTLA DE X. | 9,246,624 | 15,728 | 12,082 | 9,352 | 13,629 | 2,104 | 7,567 | 60,462 | 9,307,086 |
| 28.- | SANCTORUM DE L. C. | 4,874,076 | 4,916 | 12,233 | 1,273 | 11,515 | 732 | 4,484 | 4,909,229 | 35,153 |
| 29.- | SAN DAMIAN TEXoloc | 4,289,367 | 2,885 | 18,234 | 500 | 12,418 | 1,088 | 2,985 | 38,110 | 4,327,477 |
| 30.- | SAN FCO. TETLANOHCAN | 5,314,287 | 5,651 | 14,654 | 439 | 16,732 | 2,480 | 4,723 | 44,680 | 5,358,967 |
| 31.- | SAN JERONIMO ZACUALPAN | 4,215,520 | 1,951 | 16,264 | 227 | 13,650 | 454 | 2,055 | 34,603 | 4,250,123 |
| 32.- | SAN JOSE TEACALCO | 4,312,845 | 3,068 | 16,280 | 275 | 13,320 | 1,043 | 3,158 | 37,143 | 4,349,988 |
| 33.- | SAN JUAN HUACTZINCO | 4,320,878 | 3,891 | 13,977 | 487 | 12,423 | 609 | 4,000 | 35,417 | 4,356,295 |
| 34.- | SAN LORENZO AXOCOMANITLA | 3,856,740 | 2,910 | 12,159 | 353 | 13,589 | 423 | 3,350 | 32,784 | 3,889,524 |
| 35.- | SAN LUCAS TECOPILCO | 3,693,315 | 1,622 | 16,691 | 589 | 19,206 | 1,030 | 1,944 | 41,083 | 3,734,398 |
| 36.- | SAN PABLO DEL MONTE | 16,133,953 | 40,011 | 16,382 | 4,005 | 12,377 | 11,698 | 11,038 | 95,511 | 16,229,464 |
| 37.- | SANTA ANA NOPALUCAN | 4,628,179 | 4,026 | 7,705 | 206 | 13,662 | 809 | 3,870 | 30,279 | 4,658,458 |
| 38.- | SANTA APOLONIA TEACALCO | 3,821,234 | 2,362 | 13,253 | 148 | 14,091 | 1,562 | 2,743 | 34,157 | 3,855,392 |
| 39.- | SANTA CATARINA AYOMETLA | 4,739,030 | 4,567 | 9,304 | 379 | 13,177 | 542 | 4,287 | 32,255 | 4,771,285 |
| 40.- | SANTA CRUZ QUILEHTLA | 4,233,514 | 3,713 | 5,734 | 303 | 4,688 | 344 | 3,911 | 18,693 | 4,252,208 |
| 41.- | SANTA CRUZ TLAXCALA | 6,631,470 | 10,485 | 11,449 | 4,758 | 18,224 | 1,563 | 7,025 | 53,504 | 6,684,973 |
| 42.- | SANTA ISABEL XILOXOTLA | 3,865,382 | 2,586 | 21,975 | 1,594 | 11,544 | 1,462 | 2,963 | 42,124 | 3,907,506 |
| 43.- | TENANCINGO | 5,480,148 | 6,648 | 13,061 | 1,279 | 13,965 | 1,043 | 5,392 | 41,388 | 5,521,535 |
| 44.- | TEOLOCHOLCO | 7,389,182 | 12,629 | 15,852 | 3,851 | 9,334 | 2,223 | 7,602 | 51,491 | 7,440,673 |
| 45.- | TEPETITLA DE LARDIZABAL | 6,684,880 | 10,909 | 13,934 | 1,776 | 12,660 | 1,013 | 7,258 | 47,550 | 6,732,431 |
| 46.- | TEPEYANCO | 5,139,682 | 6,240 | 11,938 | 1,246 | 10,117 | 454 | 5,401 | 35,396 | 5,175,078 |
| 47.- | TERRENATE | 5,841,663 | 7,638 | 10,212 | 848 | 10,520 | 1,189 | 5,820 | 36,227 | 5,877,891 |
| 48.- | TETLA DE LA SOLIDARIDAD | 9,417,436 | 16,893 | 14,352 | 16,779 | 14,897 | 3,639 | 7,970 | 74,531 | 9,491,967 |
| 49.- | TETLATLAHUCA | 5,360,669 | 6,948 | 17,489 | 323 | 12,525 | 857 | 5,758 | 43,901 | 5,404,570 |
| 50.- | TLAXCALA | 30,805,357 | 49,236 | 14,788 | 67,672 | 11,979 | 77,877 | 7,100 | 228,652 | 31,034,009 |
| 51.- | TLAXCO | 11,253,367 | 22,033 | 14,403 | 4,840 | 12,285 | 2,246 | 8,717 | 64,524 | 11,317,891 |
| 52.- | TOCATLÁN | 4,072,300 | 3,027 | 11,689 | 459 | 12,761 | 533 | 3,302 | 31,769 | 4,104,070 |
| 53.- | TOTOLAC | 7,802,010 | 11,299 | 13,101 | 5,313 | 15,468 | 2,276 | 6,441 | 53,898 | 7,855,908 |
| 54.- | TZOMPANTEPEC | 7,028,924 | 8,474 | 10,867 | 1,759 | 16,801 | 2,155 | 5,363 | 45,421 | 7,074,344 |
| 55.- | XALOZTOC | 7,835,355 | 12,383 | 12,796 | 5,190 | 8,671 | 1,706 | 7,034 | 47,780 | 7,883,135 |
| 56.- | XALTOCAN | 5,278,443 | 5,316 | 15,183 | 2,510 | 33,276 | 2,338 | 4,457 | 63,080 | 5,341,523 |
| 57.- | XICOHTZINCO | 5,671,595 | 7,060 | 22,006 | 6,714 | 16,843 | 2,167 | 5,516 | 60,305 | 5,731,900 |
| 58.- | YAUHQUEMEHCAN | 9,775,624 | 19,837 | 13,506 | 12,476 | 12,460 | 6,187 | 9,020 | 73,486 | 9,849,110 |
| 59.- | ZACATELCO | 11,396,354 | 22,111 | 12,723 | 4,353 | 12,484 | 10,044 | 8,634 | 70,350 | 11,466,704 |
| 60.- | ZITLALTEPEC DE T. S. S. | 4,792,100 | 4,639 | 10,506 | 690 | 7,381 | 170 | 4,310 | 27,695 | 4,819,795 |
| TOTAL: | | 450,733,393 | 659,324 | 824,155 | 329,662 | 824,155 | 329,662 | 329,662 | 3,296,622 | 454,030,015 |

|  | | CONCILIACION DE PARTICIPACIONES A MUNICIPIOS A JULIO-SEPTIEMBRE 2019 | | | |  | |
|---|--------------------------|--|-------------------------------------|-----------------------|--------------|---|--|
| NO. | MUNICIPIO | TOTAL DE PARTICIPACIONES FORMULA | TOTAL DE PARTICIPACIONES CALENDARIO | AJUSTE A JUL SEP 2019 | % | | |
| 1.- | ACUAMANALA DE M. H. | 4,086,883 | 4,008,469 | 78,414 | 1.96% | | |
| 2.- | ATLTZAYANCA | 7,210,343 | 7,160,271 | 50,072 | 0.70% | | |
| 3.- | AMAXAC DE GRO. | 5,040,799 | 5,002,273 | 38,526 | 0.77% | | |
| 4.- | APETATITLAN DE A. C. | 6,472,002 | 6,421,540 | 50,462 | 0.79% | | |
| 5.- | APIZACO | 26,881,304 | 26,667,935 | 213,369 | 0.80% | | |
| 6.- | ATLANGATEPEC | 5,275,198 | 5,210,078 | 65,120 | 1.25% | | |
| 7.- | BENITO JUAREZ | 4,129,059 | 4,092,740 | 36,318 | 0.89% | | |
| 8.- | CALPULALPAN | 13,350,397 | 13,263,670 | 86,727 | 0.65% | | |
| 9.- | CHIAUTEMPAN | 17,776,460 | 17,666,417 | 110,043 | 0.62% | | |
| 10.- | CONTLA DE J. C. | 9,810,769 | 9,749,111 | 61,658 | 0.63% | | |
| 11.- | CUAPIXTLA | 6,185,183 | 6,146,526 | 38,657 | 0.63% | | |
| 12.- | CUAXOMULCO | 4,656,731 | 4,626,044 | 30,687 | 0.66% | | |
| 13.- | EL CARMEN TEQUEXQUITLA | 6,375,804 | 6,340,873 | 34,930 | 0.55% | | |
| 14.- | EMILIANO ZAPATA | 3,712,625 | 3,674,353 | 38,272 | 1.04% | | |
| 15.- | ESPAÑITA | 4,753,219 | 4,717,289 | 35,931 | 0.76% | | |
| 16.- | HUAMANTLA | 22,353,556 | 22,202,586 | 150,970 | 0.68% | | |
| 17.- | HUEYOTLIPAN | 6,195,053 | 6,165,472 | 29,581 | 0.48% | | |
| 18.- | IXTACUXTLA DE M. M. | 10,368,533 | 10,305,256 | 63,278 | 0.61% | | |
| 19.- | IXTENCO | 4,963,066 | 4,943,210 | 19,856 | 0.40% | | |
| 20.- | LA MAGDALENA TLALTELUCCO | 6,508,589 | 6,460,854 | 47,735 | 0.74% | | |
| 21.- | LAZARO CARDENAS | 4,075,149 | 4,055,982 | 19,167 | 0.47% | | |
| 22.- | MAZATECOCHCO DE J. M. M. | 5,020,405 | 4,985,055 | 35,350 | 0.71% | | |
| 23.- | MUÑOZ DE D. A. | 3,903,716 | 3,881,996 | 21,719 | 0.56% | | |
| 24.- | NANACAMILPA DE M. A. | 7,087,925 | 7,028,461 | 59,464 | 0.85% | | |
| 25.- | NATIVITAS | 8,356,886 | 8,302,866 | 54,020 | 0.65% | | |
| 26.- | PANOTLA | 8,515,455 | 8,452,559 | 62,896 | 0.74% | | |
| 27.- | PAPALOTLA DE X. | 9,307,086 | 9,246,624 | 60,462 | 0.65% | | |
| 28.- | SANCTORUM DE L. C. | 4,909,229 | 4,874,076 | 35,153 | 0.72% | | |
| 29.- | SAN DAMIAN TEXOLOC | 4,327,477 | 4,289,367 | 38,110 | 0.89% | | |
| 30.- | SAN FCO. TETLANOHCAN | 5,358,967 | 5,314,287 | 44,680 | 0.84% | | |
| 31.- | SAN JERONIMO ZACUALPAN | 4,250,123 | 4,215,520 | 34,603 | 0.82% | | |
| 32.- | SAN JOSE TEACALCO | 4,349,988 | 4,312,845 | 37,143 | 0.86% | | |
| 33.- | SAN JUAN HUACTZINCO | 4,356,295 | 4,320,878 | 35,417 | 0.82% | | |
| 34.- | SAN LORENZO AXOCOMANITLA | 3,889,524 | 3,856,740 | 32,784 | 0.85% | | |
| 35.- | SAN LUCAS TECOPILCO | 3,734,398 | 3,693,315 | 41,083 | 1.11% | | |
| 36.- | SAN PABLO DEL MONTE | 16,229,464 | 16,133,953 | 95,511 | 0.59% | | |
| 37.- | SANTA ANA NOPALUCAN | 4,658,458 | 4,628,179 | 30,279 | 0.65% | | |
| 38.- | SANTA APOLONIA TEACALCO | 3,855,392 | 3,821,234 | 34,157 | 0.89% | | |
| 39.- | SANTA CATARINA AYOMETLA | 4,771,285 | 4,739,030 | 32,255 | 0.68% | | |
| 40.- | SANTA CRUZ QUILEHTLA | 4,252,208 | 4,233,514 | 18,693 | 0.44% | | |
| 41.- | SANTA CRUZ TLAXCALA | 6,684,973 | 6,631,470 | 53,504 | 0.81% | | |
| 42.- | SANTA ISABEL XILOXOTLA | 3,907,506 | 3,865,382 | 42,124 | 1.09% | | |
| 43.- | TENANCINGO | 5,521,535 | 5,480,148 | 41,388 | 0.76% | | |
| 44.- | TEOLOCHOLCO | 7,440,673 | 7,389,182 | 51,491 | 0.70% | | |
| 45.- | TEPETITLA DE LARDIZABAL | 6,732,431 | 6,684,880 | 47,550 | 0.71% | | |
| 46.- | TEPEYANCO | 5,175,078 | 5,139,682 | 35,396 | 0.69% | | |
| 47.- | TERRENATE | 5,877,891 | 5,841,663 | 36,227 | 0.62% | | |
| 48.- | TETLA DE LA SOLIDARIDAD | 9,491,967 | 9,417,436 | 74,531 | 0.79% | | |
| 49.- | TETLATLAHUCA | 5,404,570 | 5,360,669 | 43,901 | 0.82% | | |
| 50.- | TLAXCALA | 31,034,009 | 30,805,357 | 228,652 | 0.74% | | |
| 51.- | TLAXCO | 11,317,891 | 11,253,367 | 64,524 | 0.57% | | |
| 52.- | TOCATLÁN | 4,104,070 | 4,072,300 | 31,769 | 0.78% | | |
| 53.- | TOTOLAC | 7,855,908 | 7,802,010 | 53,898 | 0.69% | | |
| 54.- | TZOMPANTEPEC | 7,074,344 | 7,028,924 | 45,421 | 0.65% | | |
| 55.- | XALOZTOC | 7,883,135 | 7,835,355 | 47,780 | 0.61% | | |
| 56.- | XALTOCAN | 5,341,523 | 5,278,443 | 63,080 | 1.20% | | |
| 57.- | XICOHTZINCO | 5,731,900 | 5,671,595 | 60,305 | 1.06% | | |
| 58.- | YAUHQUEMEHCAN | 9,849,110 | 9,775,624 | 73,486 | 0.75% | | |
| 59.- | ZACATELCO | 11,466,704 | 11,396,354 | 70,350 | 0.62% | | |
| 60.- | ZITLALTEPEC DE T. S. S. | 4,819,795 | 4,792,100 | 27,695 | 0.58% | | |
| TOTAL | | 454,030,015 | 450,733,393 | 3,296,622 | 0.73% | | |

| Ajuste trimestral de Participaciones a Municipios de Julio-Septiembre de 2019 Desglosado por Fondo | | | | | | | | | | | | | |
|--|-------------------|-------------------|------------------|------------------|----------|-------------------|-----------------|---------------------|---------------|------------------|------------------|--------------|------------------|
| MUNICIPIO | FGP | FFM | FOFIE | IEPS | TENENCIA | ISAN COMPENSACION | ISAN | DIV. Y ESPECT. PUB. | RIFAS SORTEOS | TENENCIA ESTATAL | NOMINAS | HOSPEDAJE | TOTAL |
| ACUAMANALA DE M. H. | -98,862 | -70,948 | 142,795 | 28,176 | 0 | -180 | -7,356 | 609 | -131 | -1,384 | 85,640 | 55 | 78,414 |
| ATLTLZAYANCA | -63,129 | -45,304 | 91,183 | 17,992 | 0 | -115 | -4,697 | 389 | -84 | -884 | 54,686 | 35 | 50,072 |
| AMAXAC DE GRO. | -48,573 | -34,858 | 70,158 | 13,843 | 0 | -89 | -3,614 | 299 | -65 | -680 | 42,077 | 27 | 38,526 |
| APETATITLAN DE A. C. | -63,622 | -45,658 | 91,894 | 18,132 | 0 | -116 | -4,734 | 392 | -85 | -891 | 55,113 | 35 | 50,462 |
| APIZACO | -269,009 | -193,053 | 388,555 | 76,668 | 0 | -490 | -20,016 | 1,656 | -358 | -3,766 | 233,033 | 149 | 213,369 |
| ATLANGATEPEC | -82,101 | -58,919 | 118,586 | 23,399 | 0 | -150 | -6,109 | 505 | -109 | -1,149 | 71,121 | 45 | 65,120 |
| BENITO JUAREZ | -45,789 | -32,860 | 66,137 | 13,050 | 0 | -83 | -3,407 | 282 | -61 | -641 | 39,665 | 25 | 36,318 |
| CALPULALPAN | -109,343 | -78,469 | 157,934 | 31,163 | 0 | -199 | -8,136 | 673 | -145 | -1,531 | 94,720 | 60 | 86,727 |
| CHIAUTEMPAN | -138,739 | -99,565 | 200,394 | 39,541 | 0 | -253 | -10,323 | 854 | -184 | -1,942 | 120,185 | 77 | 110,043 |
| CONTLA DE J. C. | -77,736 | -55,787 | 112,282 | 22,155 | 0 | -142 | -5,784 | 479 | -103 | -1,088 | 67,340 | 43 | 61,658 |
| CUAPIAXTLA | -48,738 | -34,976 | 70,397 | 13,890 | 0 | -89 | -3,626 | 300 | -65 | -682 | 42,220 | 27 | 38,657 |
| CUAXOMULCO | -38,689 | -27,765 | 55,883 | 11,027 | 0 | -71 | -2,879 | 238 | -51 | -542 | 33,515 | 21 | 30,687 |
| EL CARMEN TEQUEXQUITLA | -44,039 | -31,605 | 63,610 | 12,551 | 0 | -80 | -3,277 | 271 | -59 | -617 | 38,150 | 24 | 34,930 |
| EMILIANO ZAPATA | -48,252 | -34,628 | 69,695 | 13,752 | 0 | -88 | -3,590 | 297 | -64 | -676 | 41,799 | 27 | 38,272 |
| ESPAÑITA | -45,300 | -32,510 | 65,432 | 12,911 | 0 | -83 | -3,371 | 279 | -60 | -634 | 39,242 | 25 | 35,931 |
| HUAMANTLA | -190,338 | -136,595 | 274,923 | 54,247 | 0 | -347 | -14,162 | 1,172 | -253 | -2,665 | 164,883 | 105 | 150,970 |
| HUEYOTLIPAN | -37,295 | -26,765 | 53,869 | 10,629 | 0 | -68 | -2,775 | 230 | -50 | -522 | 32,307 | 21 | 29,581 |
| IXTACUIXTLA DE M. M. | -79,779 | -57,253 | 115,232 | 22,737 | 0 | -145 | -5,936 | 491 | -106 | -1,117 | 69,110 | 44 | 63,278 |
| IXTENCO | -25,034 | -17,965 | 36,159 | 7,135 | 0 | -46 | -1,863 | 154 | -33 | -350 | 21,686 | 14 | 19,856 |
| LA MAGDALENA TLALTELULCO | -60,184 | -43,190 | 86,929 | 17,152 | 0 | -110 | -4,478 | 370 | -80 | -843 | 52,135 | 33 | 47,735 |
| LAZARO CARDENAS | -24,165 | -17,342 | 34,904 | 6,887 | 0 | -44 | -1,798 | 149 | -32 | -338 | 20,934 | 13 | 19,167 |
| MAZATECOCHCO DE J. M. M. | -44,568 | -31,984 | 64,374 | 12,702 | 0 | -81 | -3,316 | 274 | -59 | -624 | 38,608 | 25 | 35,350 |
| MUÑOZ DE D. A. | -27,383 | -19,651 | 39,552 | 7,804 | 0 | -50 | -2,037 | 169 | -36 | -383 | 23,721 | 15 | 21,719 |
| NANACAMILPA DE M. A. | -74,970 | -53,802 | 108,286 | 21,367 | 0 | -137 | -5,578 | 462 | -100 | -1,050 | 64,944 | 41 | 59,464 |
| NATIVITAS | -68,107 | -48,876 | 98,373 | 19,411 | 0 | -124 | -5,068 | 419 | -91 | -953 | 58,998 | 38 | 54,020 |
| PANOTLA | -79,297 | -56,907 | 114,536 | 22,600 | 0 | -145 | -5,900 | 488 | -105 | -1,110 | 68,692 | 44 | 62,896 |
| PAPALOTLA DE X. | -76,228 | -54,705 | 110,104 | 21,725 | 0 | -139 | -5,672 | 469 | -101 | -1,067 | 66,034 | 42 | 60,462 |
| SANCTORUM DE L. C. | -44,320 | -31,806 | 64,015 | 12,631 | 0 | -81 | -3,298 | 273 | -59 | -620 | 38,393 | 25 | 35,153 |
| SAN DAMIAN TEXOLOC | -48,048 | -34,482 | 69,401 | 13,694 | 0 | -88 | -3,575 | 296 | -64 | -673 | 41,623 | 27 | 38,110 |
| SAN FCO. TETLANOHCAN | -56,331 | -40,425 | 81,364 | 16,054 | 0 | -103 | -4,191 | 347 | -75 | -789 | 48,797 | 31 | 44,680 |
| SAN JERONIMO ZACUALPAN | -43,626 | -31,308 | 63,013 | 12,433 | 0 | -80 | -3,246 | 269 | -58 | -611 | 37,792 | 24 | 34,603 |
| SAN JOSE TEACALCO | -46,829 | -33,607 | 67,639 | 13,346 | 0 | -85 | -3,484 | 288 | -62 | -656 | 40,566 | 26 | 37,143 |
| SAN JUAN HUACTZINCO | -44,653 | -32,045 | 64,496 | 12,726 | 0 | -81 | -3,322 | 275 | -59 | -625 | 38,681 | 25 | 35,417 |
| SAN LORENZO AXOCOMANITLA | -41,333 | -29,662 | 59,701 | 11,780 | 0 | -75 | -3,075 | 254 | -55 | -579 | 35,805 | 23 | 32,784 |
| SAN LUCAS TECOPILCO | -51,796 | -37,171 | 74,813 | 14,762 | 0 | -94 | -3,854 | 319 | -69 | -725 | 44,869 | 29 | 41,083 |
| SAN PABLO DEL MONTE | -120,417 | -86,417 | 173,930 | 34,319 | 0 | -220 | -8,960 | 741 | -160 | -1,686 | 104,313 | 67 | 95,511 |
| SANTA ANA NOPALUCAN | -38,175 | -27,396 | 55,139 | 10,880 | 0 | -70 | -2,840 | 235 | -51 | -534 | 33,069 | 21 | 30,279 |
| SANTA APOLONIA TEACALCO | -43,065 | -30,905 | 62,202 | 12,274 | 0 | -79 | -3,204 | 265 | -57 | -603 | 37,305 | 24 | 34,157 |
| SANTA CATARINA AYOMETLA | -40,667 | -29,184 | 58,739 | 11,590 | 0 | -74 | -3,026 | 250 | -54 | -569 | 35,228 | 23 | 32,255 |
| SANTA CRUZ QUILEHTLA | -23,568 | -16,913 | 34,041 | 6,717 | 0 | -43 | -1,754 | 145 | -31 | -330 | 20,416 | 13 | 18,693 |
| SANTA CRUZ TLAXCALA | -67,456 | -48,410 | 97,433 | 19,225 | 0 | -123 | -5,019 | 415 | -90 | -944 | 58,435 | 37 | 53,504 |
| SANTA ISABEL XILOXOTLA | -53,108 | -38,113 | 76,709 | 15,136 | 0 | -97 | -3,952 | 327 | -71 | -744 | 46,006 | 29 | 42,124 |
| TENANCINGO | -52,180 | -37,447 | 75,369 | 14,872 | 0 | -95 | -3,883 | 321 | -69 | -731 | 45,202 | 29 | 41,388 |
| TEOLOCHOLCO | -64,918 | -46,588 | 93,767 | 18,502 | 0 | -118 | -4,830 | 400 | -86 | -909 | 56,236 | 36 | 51,491 |
| TEPETITLA DE LARDIZABAL | -59,950 | -43,023 | 86,591 | 17,086 | 0 | -109 | -4,461 | 369 | -80 | -839 | 51,933 | 33 | 47,550 |
| TEPEYANCO | -44,626 | -32,026 | 64,457 | 12,719 | 0 | -81 | -3,320 | 275 | -59 | -625 | 38,658 | 25 | 35,396 |
| TERRENATE | -45,674 | -32,778 | 65,972 | 13,017 | 0 | -83 | -3,398 | 281 | -61 | -639 | 39,566 | 25 | 36,227 |
| TETLA DE LA SOLIDARIDAD | -93,966 | -67,434 | 135,724 | 26,781 | 0 | -171 | -6,992 | 578 | -125 | -1,316 | 81,400 | 52 | 74,531 |
| TETLATLAHUCA | -55,349 | -39,721 | 79,946 | 15,775 | 0 | -101 | -4,118 | 341 | -74 | -775 | 47,947 | 31 | 43,901 |
| TLAXCALA | -288,278 | -206,881 | 416,386 | 82,160 | 0 | -526 | -21,450 | 1,775 | -383 | -4,036 | 249,725 | 159 | 228,652 |
| TLAXCO | -81,349 | -58,380 | 117,500 | 23,185 | 0 | -148 | -6,053 | 501 | -108 | -1,139 | 70,470 | 45 | 64,524 |
| TOCATLÁN | -40,054 | -28,745 | 57,854 | 11,416 | 0 | -73 | -2,980 | 247 | -53 | -561 | 34,697 | 22 | 31,769 |
| TOTOLAC | -67,953 | -48,766 | 98,151 | 19,367 | 0 | -124 | -5,056 | 418 | -90 | -951 | 58,865 | 38 | 53,898 |
| TZOMPANTEPEC | -57,265 | -41,096 | 82,713 | 16,321 | 0 | -104 | -4,261 | 353 | -76 | -802 | 49,607 | 32 | 45,421 |
| XALOZTOC | -60,240 | -43,231 | 87,010 | 17,168 | 0 | -110 | -4,482 | 371 | -80 | -843 | 52,183 | 33 | 47,780 |
| XALTOCAN | -79,529 | -57,073 | 114,871 | 22,666 | 0 | -145 | -5,917 | 490 | -106 | -1,113 | 68,893 | 44 | 63,080 |
| XICOHTZINCO | -76,031 | -54,563 | 109,818 | 21,669 | 0 | -139 | -5,657 | 468 | -101 | -1,064 | 65,863 | 42 | 60,305 |
| YAUHQUEMEHCAN | -92,649 | -66,489 | 133,821 | 26,405 | 0 | -169 | -6,894 | 570 | -123 | -1,297 | 80,258 | 51 | 73,486 |
| ZACATELCO | -88,695 | -63,651 | 128,110 | 25,278 | 0 | -162 | -6,599 | 546 | -118 | -1,242 | 76,833 | 49 | 70,350 |
| ZITLALTEPEC DE T. S. S. | -34,918 | -25,058 | 50,435 | 9,952 | 0 | -64 | -2,598 | 215 | -46 | -489 | 30,248 | 19 | 27,695 |
| TOTAL: | -4,156,287 | -2,982,734 | 6,003,306 | 1,184,553 | 0 | -7,577 | -309,254 | 25,585 | -5,526 | -58,188 | 3,600,443 | 2,300 | 3,296,622 |




QUINTO. De conformidad con el numeral 5, fracción III de los Lineamientos para la Publicación de la Información a que se refiere el artículo 6 de la Ley de Coordinación Fiscal, se da a conocer la distribución del Fondo de Compensación y el Incentivo a la Venta Final de Gasolinas y Diésel por el período julio-septiembre de 2019, utilizando la fórmula establecida en el artículo 504-A del Código Financiero para el Estado de Tlaxcala y sus Municipios, quedando de la siguiente manera:

| | | | | | |
|---|--|--|--|---|--|
|   | | DETERMINACIÓN DE PARTICIPACIÓN DE INGRESO POR FONDO DE COMPENSACIÓN JULIO SEPTIEMBRE DE 2019 | |  | |
| PARTICIPACIONES FEDERALES | | INGRESOS JUL-SEP 2019 | | PORCENTAJE A REPARTIR | |
| FONDO DE COMPENSACIÓN | | 121,459,210 | | 20.00% | |
| TOTAL | | 121,459,210 | | 24,291,842 | |

| | | | | | |
|---|--|---|--|---|--|
|   | | DETERMINACIÓN EN BASE A POBLACIÓN (I) DISTRIBUCIÓN DEL FONDO DE COMPENSACIÓN | |  | |
| | | 24,291,842 | | 70% | |
| | | JULIO - SEPTIEMBRE DE 2019 | | 17,004,289 | |

| NO. | MUNICIPIO | POBLACION INTERCENSAL 2015 | % DE DISTRIBUCIÓN | MONTO A DISTRIBUIR | MONTO PARTICIPABLE |
|--------------|--------------------------|----------------------------|-------------------|----------------------|--------------------|
| 1.- | ACUAMANALA DE M. H. | 5,925 | 0.465492% | 17,004,289 | 79,154 |
| 2.- | ATLTZAYANCA | 17,173 | 1.349180% | 17,004,289 | 229,419 |
| 3.- | AMAXAC DE GRO. | 11,144 | 0.875518% | 17,004,289 | 148,876 |
| 4.- | APETATITLAN DE A. C. | 15,271 | 1.199751% | 17,004,289 | 204,009 |
| 5.- | APIZACO | 78,624 | 6.177019% | 17,004,289 | 1,050,358 |
| 6.- | ATLANGATEPEC | 6,597 | 0.518287% | 17,004,289 | 88,131 |
| 7.- | BENITO JUAREZ | 6,038 | 0.474370% | 17,004,289 | 80,663 |
| 8.- | CALPULALPAN | 48,385 | 3.801321% | 17,004,289 | 646,388 |
| 9.- | CHIAUTEMPAN | 70,011 | 5.500347% | 17,004,289 | 935,295 |
| 10.- | CONTLA DE J. C. | 38,330 | 3.011360% | 17,004,289 | 512,060 |
| 11.- | CUAPIAXTLA | 15,337 | 1.204937% | 17,004,289 | 204,891 |
| 12.- | CUAXOMULCO | 5,272 | 0.414190% | 17,004,289 | 70,430 |
| 13.- | EL CARMEN TEQUEXQUITLA | 17,259 | 1.355937% | 17,004,289 | 230,567 |
| 14.- | EMILIANO ZAPATA | 4,561 | 0.358331% | 17,004,289 | 60,932 |
| 15.- | ESPAÑITA | 8,668 | 0.680993% | 17,004,289 | 115,798 |
| 16.- | HUAMANTLA | 92,887 | 7.297578% | 17,004,289 | 1,240,901 |
| 17.- | HUEYOTLIPAN | 14,575 | 1.145071% | 17,004,289 | 194,711 |
| 18.- | IXTACUIXTLA DE M. M. | 38,324 | 3.010888% | 17,004,289 | 511,980 |
| 19.- | IXTENCO | 7,080 | 0.556233% | 17,004,289 | 94,584 |
| 20.- | LA MAGDALENA TLALTELULCO | 18,873 | 1.482739% | 17,004,289 | 252,129 |
| 21.- | LAZARO CARDENAS | 3,103 | 0.243784% | 17,004,289 | 41,454 |
| 22.- | MAZATECOCHCO DE J. M. M. | 10,901 | 0.856427% | 17,004,289 | 145,629 |
| 23.- | MUÑOZ DE D. A. | 4,679 | 0.367601% | 17,004,289 | 62,508 |
| 24.- | NANACAMILPA DE M. A. | 18,115 | 1.423188% | 17,004,289 | 242,003 |
| 25.- | NATIVITAS | 25,053 | 1.968265% | 17,004,289 | 334,689 |
| 26.- | PANOTLA | 27,154 | 2.133328% | 17,004,289 | 362,757 |
| 27.- | PAPALOTLA DE X. | 30,364 | 2.385518% | 17,004,289 | 405,640 |
| 28.- | SANCTORUM DE L. C. | 9,490 | 0.745573% | 17,004,289 | 126,779 |
| 29.- | SAN DAMIAN TEXOLOC | 5,569 | 0.437523% | 17,004,289 | 74,398 |
| 30.- | SAN FCO. TETLANOHCAN | 10,910 | 0.857134% | 17,004,289 | 145,749 |
| 31.- | SAN JERONIMO ZACUALPAN | 3,767 | 0.295951% | 17,004,289 | 50,324 |
| 32.- | SAN JOSE TEACALCO | 5,923 | 0.465335% | 17,004,289 | 79,127 |
| 33.- | SAN JUAN HUACTZINCO | 7,511 | 0.590094% | 17,004,289 | 100,341 |
| 34.- | SAN LORENZO AXOCOMANITLA | 5,618 | 0.441373% | 17,004,289 | 75,052 |
| 35.- | SAN LUCAS TECOPILCO | 3,131 | 0.245984% | 17,004,289 | 41,828 |
| 36.- | SAN PABLO DEL MONTE | 77,242 | 6.068443% | 17,004,289 | 1,031,896 |
| 37.- | SANTA ANA NOPALUCAN | 7,773 | 0.610678% | 17,004,289 | 103,841 |
| 38.- | SANTA APOLONIA TEACALCO | 4,559 | 0.358173% | 17,004,289 | 60,905 |
| 39.- | SANTA CATARINA AYOMETLA | 8,817 | 0.692699% | 17,004,289 | 117,789 |
| 40.- | SANTA CRUZ QUILEHTLA | 7,169 | 0.563226% | 17,004,289 | 95,773 |
| 41.- | SANTA CRUZ TLAXCALA | 20,242 | 1.590293% | 17,004,289 | 270,418 |
| 42.- | SANTA ISABEL XILOXOTLA | 4,992 | 0.392192% | 17,004,289 | 66,689 |
| 43.- | TENANCIINGO | 12,834 | 1.008291% | 17,004,289 | 171,453 |
| 44.- | TEOLOCHOLCO | 24,380 | 1.915391% | 17,004,289 | 325,699 |
| 45.- | TEPETITLA DE LARDIZABAL | 21,060 | 1.654559% | 17,004,289 | 281,346 |
| 46.- | TEPEYANCO | 12,047 | 0.946461% | 17,004,289 | 160,939 |
| 47.- | TERRENATE | 14,746 | 1.158505% | 17,004,289 | 196,996 |
| 48.- | TETLA DE LA SOLIDARIDAD | 32,613 | 2.562209% | 17,004,289 | 435,685 |
| 49.- | TETLATLAHUCA | 13,414 | 1.053858% | 17,004,289 | 179,201 |
| 50.- | TLAXCALA | 95,051 | 7.467590% | 17,004,289 | 1,269,811 |
| 51.- | TLAXCO | 42,536 | 3.341800% | 17,004,289 | 568,249 |
| 52.- | TOCATLAN | 5,843 | 0.459050% | 17,004,289 | 78,058 |
| 53.- | TOTOLAC | 21,814 | 1.713796% | 17,004,289 | 291,419 |
| 54.- | TZOMPANTEPEC | 16,359 | 1.285229% | 17,004,289 | 218,544 |
| 55.- | XALOZTOC | 23,905 | 1.878073% | 17,004,289 | 319,353 |
| 56.- | XALTOCAN | 10,263 | 0.806303% | 17,004,289 | 137,106 |
| 57.- | XICOHTZINCO | 13,629 | 1.070749% | 17,004,289 | 182,073 |
| 58.- | YAUHQUEMEHCAN | 38,296 | 3.008688% | 17,004,289 | 511,606 |
| 59.- | ZACATELCO | 42,686 | 3.353585% | 17,004,289 | 570,253 |
| 60.- | ZITLALTEPEC DE T. S. S. | 8,955 | 0.703541% | 17,004,289 | 119,632 |
| TOTAL | | 1,272,847 | 100.00% | 1,020,257,364 | 17,004,289 |

| DISTRIBUCIÓN DEL FONDO DE COMPENSACIÓN | | DETERMINACIÓN DEL FONDO RECAUDATORIO PREDIAL 10% (II) | | | 24,291,842 | | 2,429,184 | | |
|--|--------------------------|---|---------------------|---------------------------------|------------------------------------|-------------------------|-----------|--|--|
| JULIO- SEPTIEMBRE DE 2019 | | | | | | | | | |
| NO. | MUNICIPIO | PREDIAL DE 2018 (A) | PREDIAL DE 2017 (B) | DINAMICA DE CRECIMIENTO C=(A/B) | FACTOR DE DISTRIBUCIÓN D=C/TOTAL C | PARTICIPACIÓN F=(D*G\$) | | | |
| 1.- | ACUAMANALA DE M. H. | 794,608 | 429,589 | 1.8497 | 2.697921% | 65,537 | | | |
| 2.- | ATLTZAYANCA | 789,873 | 976,059 | 0.8092 | 1.180350% | 28,673 | | | |
| 3.- | AMAXAC DE GRO. | 619,347 | 596,299 | 1.0387 | 1.514954% | 36,801 | | | |
| 4.- | APETATITLAN DE A. C. | 1,913,253 | 1,841,193 | 1.0391 | 1.515663% | 36,818 | | | |
| 5.- | APIZACO | 25,002,984 | 20,431,165 | 1.2238 | 1.784959% | 43,360 | | | |
| 6.- | ATLANGATEPEC | 388,004 | 279,455 | 1.3884 | 2.025134% | 49,194 | | | |
| 7.- | BENITO JUAREZ | 155,296 | 121,220 | 1.2811 | 1.868596% | 45,392 | | | |
| 8.- | CALPULALPAN | 4,942,914 | 3,170,932 | 1.5588 | 2.273661% | 55,231 | | | |
| 9.- | CHIAUTEMPAN | 3,977,328 | 4,244,356 | 0.9371 | 1.366813% | 33,202 | | | |
| 10.- | CONTLA DE J. C. | 825,878 | 772,866 | 1.0686 | 1.558623% | 37,862 | | | |
| 11.- | CUAPIAXTLA | 296,405 | 374,681 | 0.7911 | 1.153861% | 28,029 | | | |
| 12.- | CUAXOMULCO | 289,169 | 276,101 | 1.0473 | 1.527613% | 37,109 | | | |
| 13.- | EL CARMEN TEQUEXQUITLA | 604,479 | 755,016 | 0.8006 | 1.167763% | 28,367 | | | |
| 14.- | EMILIANO ZAPATA | 146,275 | 87,918 | 1.6638 | 2.426732% | 58,950 | | | |
| 15.- | ESPAÑITA | 308,367 | 336,593 | 0.9161 | 1.336264% | 32,460 | | | |
| 16.- | HUAMANTLA | 9,240,919 | 6,016,547 | 1.5359 | 2.240254% | 54,420 | | | |
| 17.- | HUEYOTLIPAN | 317,159 | 366,079 | 0.8664 | 1.263664% | 30,697 | | | |
| 18.- | IXTACUIXTLA DE M. M. | 2,284,708 | 1,698,259 | 1.3453 | 1.962259% | 47,667 | | | |
| 19.- | IXTENCO | 113,870 | 217,124 | 0.5244 | 0.764946% | 18,582 | | | |
| 20.- | LA MAGDALENA TLALTELULCO | 995,429 | 879,132 | 1.1323 | 1.651527% | 40,119 | | | |
| 21.- | LAZARO CARDENAS | 54,395 | 71,873 | 0.7568 | 1.103882% | 26,815 | | | |
| 22.- | MAZATECOCHCO DE J. M. M. | 234,469 | 228,010 | 1.0283 | 1.499896% | 36,435 | | | |
| 23.- | MUÑOZ DE D. A. | 89,517 | 122,938 | 0.7281 | 1.062060% | 25,799 | | | |
| 24.- | NANACAMILPA DE M. A. | 2,285,805 | 1,241,266 | 1.8415 | 2.685986% | 65,248 | | | |
| 25.- | NATIVITAS | 518,582 | 436,505 | 1.1880 | 1.732837% | 42,094 | | | |
| 26.- | PANOTLA | 2,138,730 | 1,562,542 | 1.3688 | 1.996429% | 48,497 | | | |
| 27.- | PAPALOTLA DE X. | 3,328,291 | 3,311,590 | 1.0050 | 1.465933% | 35,610 | | | |
| 28.- | SANCTORUM DE L. C. | 453,042 | 445,172 | 1.0177 | 1.484363% | 36,058 | | | |
| 29.- | SAN DAMIAN TEXOLOC | 177,807 | 117,218 | 1.5169 | 2.212504% | 53,746 | | | |
| 30.- | SAN FCO. TETLANOHCAN | 156,361 | 128,263 | 1.2191 | 1.778101% | 43,193 | | | |
| 31.- | SAN JERONIMO ZACUALPAN | 80,906 | 59,797 | 1.3530 | 1.973471% | 47,939 | | | |
| 32.- | SAN JOSE TEACALCO | 97,696 | 72,137 | 1.3543 | 1.975369% | 47,985 | | | |
| 33.- | SAN JUAN HUACTZINCO | 173,488 | 149,213 | 1.1627 | 1.695869% | 41,196 | | | |
| 34.- | SAN LORENZO AXOCOMANITLA | 125,685 | 124,260 | 1.0115 | 1.475304% | 35,838 | | | |
| 35.- | SAN LUCAS TECOPILCO | 209,741 | 151,056 | 1.3885 | 2.025232% | 49,197 | | | |
| 36.- | SAN PABLO DEL MONTE | 1,425,253 | 1,045,845 | 1.3628 | 1.987715% | 48,285 | | | |
| 37.- | SANTA ANA NOPALUCAN | 73,428 | 114,556 | 0.6410 | 0.934918% | 22,711 | | | |
| 38.- | SANTA APOLONIA TEACALCO | 52,662 | 47,768 | 1.1025 | 1.608014% | 39,062 | | | |
| 39.- | SANTA CATARINA AYOMETLA | 134,862 | 174,253 | 0.7739 | 1.128857% | 27,422 | | | |
| 40.- | SANTA CRUZ QUILEHTLA | 107,759 | 225,926 | 0.4770 | 0.695692% | 16,900 | | | |
| 41.- | SANTA CRUZ TLAXCALA | 1,693,348 | 1,778,009 | 0.9524 | 1.389126% | 33,744 | | | |
| 42.- | SANTA ISABEL XILOXOXTLA | 567,232 | 310,287 | 1.8281 | 2.666408% | 64,772 | | | |
| 43.- | TENANCINGO | 455,295 | 419,050 | 1.0865 | 1.584735% | 38,496 | | | |
| 44.- | TEOLOCHOLCO | 1,370,737 | 1,039,458 | 1.3187 | 1.923431% | 46,724 | | | |
| 45.- | TEPETITLA DE LARDIZABAL | 632,156 | 545,378 | 1.1591 | 1.690660% | 41,069 | | | |
| 46.- | TEPEYANCO | 443,297 | 446,388 | 0.9931 | 1.448478% | 35,186 | | | |
| 47.- | TERRENATE | 301,747 | 355,190 | 0.8495 | 1.239115% | 30,100 | | | |
| 48.- | TETLA DE LA SOLIDARIDAD | 5,971,738 | 5,001,754 | 1.1939 | 1.741438% | 42,303 | | | |
| 49.- | TETLATLAHUCA | 115,115 | 79,123 | 1.4549 | 2.122065% | 51,549 | | | |
| 50.- | TLAXCALA | 24,084,752 | 19,578,223 | 1.2302 | 1.794314% | 43,587 | | | |
| 51.- | TLAXCO | 1,722,468 | 1,437,604 | 1.1982 | 1.747597% | 42,452 | | | |
| 52.- | TOCATLÁN | 163,254 | 167,897 | 0.9723 | 1.418242% | 34,452 | | | |
| 53.- | TOTOLAC | 1,891,070 | 1,735,167 | 1.0898 | 1.589629% | 38,615 | | | |
| 54.- | TZOMPANTEPEC | 626,208 | 692,677 | 0.9040 | 1.318613% | 32,032 | | | |
| 55.- | XALOZTOC | 1,846,987 | 1,735,167 | 1.0644 | 1.552573% | 37,715 | | | |
| 56.- | XALTOCAN | 893,361 | 707,313 | 1.2630 | 1.842234% | 44,751 | | | |
| 57.- | XICOHTZINCO | 2,389,490 | 1,305,279 | 1.8306 | 2.670124% | 64,862 | | | |
| 58.- | YAUHQUEMEHCAN | 4,440,369 | 3,952,264 | 1.1235 | 1.638712% | 39,807 | | | |
| 59.- | ZACATELCO | 1,549,302 | 1,463,839 | 1.0584 | 1.543733% | 37,500 | | | |
| 60.- | ZITLALTEPEC DE T. S. S. | 245,518 | 280,916 | 0.8740 | 1.274783% | 30,967 | | | |
| TOTALES | | 117,328,188 | 96,731,755 | 68.5600 | 100.000000% | 2,429,184 | | | |

|   | | DETERMINACIÓN DEL FONDO NIVEL PREDIAL 5% (III) | | |  | |
|---|--------------------------|--|---------------------------------|-----------------------------------|---|--|
| DISTRIBUCIÓN DEL FONDO DE COMPENSACIÓN | | 24,291,842 | | | 1,214,592 | |
| | | JULIO-SEPTIEMBRE DE 2019 | | | | |
| NO. | MUNICIPIO | PREDIAL DE 2018 (A) | DINAMICA DE CRECIMIENTO B=(A/A) | FACTOR DE DISTRIBUCIÓN C=B/TOTALB | PARTICIPACIÓN D=C*F5 | |
| 1.- | ACUAMANALA DE M. H. | 794,608 | 0.0068 | 0.677252% | 8,226 | |
| 2.- | ATLTZAYANCA | 789,873 | 0.0067 | 0.673217% | 8,177 | |
| 3.- | AMAXAC DE GRO. | 619,347 | 0.0053 | 0.527876% | 6,412 | |
| 4.- | APETATITLAN DE A. C. | 1,913,253 | 0.0163 | 1.630685% | 19,806 | |
| 5.- | APIZACO | 25,002,984 | 0.2131 | 21.310296% | 258,833 | |
| 6.- | ATLANGATEPEC | 388,004 | 0.0033 | 0.330700% | 4,017 | |
| 7.- | BENITO JUAREZ | 155,296 | 0.0013 | 0.132360% | 1,608 | |
| 8.- | CALPULALPAN | 4,942,914 | 0.0421 | 4.212896% | 51,169 | |
| 9.- | CHIAUTEMPAN | 3,977,328 | 0.0339 | 3.389917% | 41,174 | |
| 10.- | CONTLA DE J. C. | 825,878 | 0.0070 | 0.703904% | 8,550 | |
| 11.- | CUAPIAXTLA | 296,405 | 0.0025 | 0.252629% | 3,068 | |
| 12.- | CUAXOMULCO | 289,169 | 0.0025 | 0.246462% | 2,994 | |
| 13.- | EL CARMEN TEQUEXQUITLA | 604,479 | 0.0052 | 0.515204% | 6,258 | |
| 14.- | EMILLIANO ZAPATA | 146,275 | 0.0012 | 0.124672% | 1,514 | |
| 15.- | ESPAÑITA | 308,367 | 0.0026 | 0.262824% | 3,192 | |
| 16.- | HUAMANTLA | 9,240,919 | 0.0788 | 7.876129% | 95,663 | |
| 17.- | HUEYOTLIPAN | 317,159 | 0.0027 | 0.270318% | 3,283 | |
| 18.- | IXTACUIXTLA DE M. M. | 2,284,708 | 0.0195 | 1.947280% | 23,652 | |
| 19.- | IXTENCO | 113,870 | 0.0010 | 0.097053% | 1,179 | |
| 20.- | LA MAGDALENA TLALTELULCO | 995,429 | 0.0085 | 0.848414% | 10,305 | |
| 21.- | LAZARO CARDENAS | 54,395 | 0.0005 | 0.046361% | 563 | |
| 22.- | MAZATECOCHCO DE J. M. M. | 234,469 | 0.0020 | 0.199840% | 2,427 | |
| 23.- | MUÑOZ DE D. A. | 89,517 | 0.0008 | 0.076296% | 927 | |
| 24.- | NANACAMILPA DE M. A. | 2,285,805 | 0.0195 | 1.948215% | 23,663 | |
| 25.- | NATIVITAS | 518,582 | 0.0044 | 0.441993% | 5,368 | |
| 26.- | PANOTLA | 2,138,730 | 0.0182 | 1.822861% | 22,140 | |
| 27.- | PAPALOTLA DE X. | 3,328,291 | 0.0284 | 2.836736% | 34,455 | |
| 28.- | SANCTORUM DE L. C. | 453,042 | 0.0039 | 0.386132% | 4,690 | |
| 29.- | SAN DAMIAN TEXOLOC | 177,807 | 0.0015 | 0.151547% | 1,841 | |
| 30.- | SAN FCO. TETLANOHCAN | 156,361 | 0.0013 | 0.133268% | 1,619 | |
| 31.- | SAN JERONIMO ZACUALPAN | 80,906 | 0.0007 | 0.068957% | 838 | |
| 32.- | SAN JOSE TEACALCO | 97,696 | 0.0008 | 0.083267% | 1,011 | |
| 33.- | SAN JUAN HUACTZINCO | 173,488 | 0.0015 | 0.147866% | 1,796 | |
| 34.- | SAN LORENZO AXOCOMANITLA | 125,685 | 0.0011 | 0.107123% | 1,301 | |
| 35.- | SAN LUCAS TECOPIILCO | 209,741 | 0.0018 | 0.178764% | 2,171 | |
| 36.- | SAN PABLO DEL MONTE | 1,425,253 | 0.0121 | 1.214758% | 14,754 | |
| 37.- | SANTA ANA NOPALUCAN | 73,428 | 0.0006 | 0.062583% | 760 | |
| 38.- | SANTA APOLONIA TEACALCO | 52,662 | 0.0004 | 0.044884% | 545 | |
| 39.- | SANTA CATARINA AYOMETLA | 134,862 | 0.0011 | 0.114944% | 1,396 | |
| 40.- | SANTA CRUZ QUILEHTLA | 107,759 | 0.0009 | 0.091844% | 1,116 | |
| 41.- | SANTA CRUZ TLAXCALA | 1,693,348 | 0.0144 | 1.443258% | 17,530 | |
| 42.- | SANTA ISABEL XILOXOTLA | 567,232 | 0.0048 | 0.483458% | 5,872 | |
| 43.- | TENANCINGO | 455,295 | 0.0039 | 0.388053% | 4,713 | |
| 44.- | TEOLOCHOLCO | 1,370,737 | 0.0117 | 1.168293% | 14,190 | |
| 45.- | TEPETITLA DE LARDIZABAL | 632,156 | 0.0054 | 0.538793% | 6,544 | |
| 46.- | TEPEYANCO | 443,297 | 0.0038 | 0.377827% | 4,589 | |
| 47.- | TERRENATE | 301,747 | 0.0026 | 0.257182% | 3,124 | |
| 48.- | TETLA DE LA SOLIDARIDAD | 5,971,738 | 0.0509 | 5.089773% | 61,820 | |
| 49.- | TETLATLAHUCA | 115,115 | 0.0010 | 0.098114% | 1,192 | |
| 50.- | TLAXCALA | 24,084,752 | 0.2053 | 20.527677% | 249,328 | |
| 51.- | TLAXCO | 1,722,468 | 0.0147 | 1.468077% | 17,831 | |
| 52.- | TOTATLÁN | 163,254 | 0.0014 | 0.139143% | 1,690 | |
| 53.- | TOTOLAC | 1,891,070 | 0.0161 | 1.611778% | 19,577 | |
| 54.- | TZOMPANTEPEC | 626,208 | 0.0053 | 0.533723% | 6,483 | |
| 55.- | XALOZTOC | 1,846,987 | 0.0157 | 1.574206% | 19,120 | |
| 56.- | XALTOCAN | 893,361 | 0.0076 | 0.761421% | 9,248 | |
| 57.- | XICOHTZINCO | 2,389,490 | 0.0204 | 2.036586% | 24,736 | |
| 58.- | YAUHQUEMEHCAN | 4,440,369 | 0.0378 | 3.784571% | 45,967 | |
| 59.- | ZACATELCO | 1,549,302 | 0.0132 | 1.320486% | 16,039 | |
| 60.- | ZITLALTEPEC DE T. S. S. | 245,518 | 0.0021 | 0.209257% | 2,542 | |
| TOTALES | | 117,328,188 | 1.0000 | 100.000000% | 1,214,592 | |



DISTRIBUCIÓN DEL FONDO DE COMPENSACIÓN

DETERMINACIÓN DEL FONDO RECAUDATORIO AGUA 10% (IV)




24,291,842

10%




2,429,184




JULIO-SEPTIEMBRE DE 2019

| NO. | MUNICIPIO | DERECHOS DE AGUA 2018 (A) | DERECHOS DE AGUA 2017 (B) | DINAMICA DE CRECIMIENTO C=(A/B) | FACTOR DE DISTRIBUCIÓN D=C/TOTAL C | PARTICIPACIÓN F=(D*G5) |
|----------------|--------------------------|---------------------------------|---------------------------------|---------------------------------------|--|---------------------------|
| 1.- | ACUAMANALA DE M. H. | 381,588 | 94,088 | 4.0557 | 5.6807% | 137,996 |
| 2.- | ATLTZAYANCA | 703,534 | 362,219 | 1.9423 | 2.7206% | 66,087 |
| 3.- | AMAXAC DE GRO. | 640,103 | 604,125 | 1.0596 | 1.4841% | 36,052 |
| 4.- | APETATITLAN DE A. C. | 2,968,309 | 2,483,346 | 1.1953 | 1.6742% | 40,670 |
| 5.- | APIZACO | 36,822,375 | 30,927,775 | 1.1906 | 1.6677% | 40,511 |
| 6.- | ATLANGATEPEC | 704,798 | 204,751 | 3.4422 | 4.8215% | 117,123 |
| 7.- | BENITO JUAREZ | 535,500 | 476,055 | 1.1249 | 1.5756% | 38,274 |
| 8.- | CALPULALPAN | 6,359,469 | 8,126,220 | 0.7826 | 1.0962% | 26,628 |
| 9.- | CHIAUTEMPAN | 15,735,207 | 13,446,658 | 1.1702 | 1.6391% | 39,817 |
| 10.- | CONTLA DE J. C. | 1,245,648 | 939,723 | 1.3255 | 1.8567% | 45,103 |
| 11.- | CUAPIXTLA | 777,809 | 680,250 | 1.1434 | 1.6016% | 38,905 |
| 12.- | CUAXOMULCO | 708,621 | 769,105 | 0.9214 | 1.2905% | 31,350 |
| 13.- | EL CARMEN TEQUEXQUITLA | 465,760 | 713,232 | 0.6530 | 0.9147% | 22,220 |
| 14.- | EMILIANO ZAPATA | 207,044 | 194,768 | 1.0630 | 1.4890% | 36,170 |
| 15.- | ESPAÑITA | 1,146,566 | 999,676 | 1.1469 | 1.6065% | 39,025 |
| 16.- | HUAMANTLA | 21,181,913 | 24,062,118 | 0.8803 | 1.2330% | 29,953 |
| 17.- | HUEYOTLIPAN | 738,995 | 2,175,933 | 0.3396 | 0.4757% | 11,556 |
| 18.- | IXTACUIXTLA DE M. M. | 305,658 | 301,480 | 1.0139 | 1.4201% | 34,497 |
| 19.- | IXTENCO | 571,990 | 1,266,681 | 0.4516 | 0.6325% | 15,365 |
| 20.- | LA MAGDALENA TLALTELULCO | 1,137,493 | 1,029,941 | 1.1044 | 1.5470% | 37,579 |
| 21.- | LAZARO CARDENAS | 104,996 | 190,809 | 0.5503 | 0.7708% | 18,723 |
| 22.- | MAZATECOCHCO DE J. M. M. | 699,500 | 778,713 | 0.8983 | 1.2582% | 30,564 |
| 23.- | MUÑOZ DE D. A. | 87,103 | 136,760 | 0.6369 | 0.8921% | 21,671 |
| 24.- | NANACAMILPA DE M. A. | 3,074,889 | 3,554,946 | 0.8650 | 1.2115% | 29,431 |
| 25.- | NATIVITAS | 1,398,762 | 1,022,015 | 1.3686 | 1.9170% | 46,568 |
| 26.- | PANOTLA | 1,952,626 | 1,462,819 | 1.3348 | 1.8697% | 45,419 |
| 27.- | PAPALOTLA DE X. | 1,153,687 | 977,204 | 1.1806 | 1.6537% | 40,171 |
| 28.- | SANCTORUM DE L. C. | 401,207 | 402,227 | 0.9975 | 1.3971% | 33,939 |
| 29.- | SAN DAMIAN TEXOLOCO | 596,818 | 554,791 | 1.0758 | 1.5068% | 36,603 |
| 30.- | SAN FCO. TETLANOHCAN | 1,359,732 | 938,104 | 1.4494 | 2.0302% | 49,318 |
| 31.- | SAN JERONIMO ZACUALPAN | 248,852 | 210,450 | 1.1825 | 1.6563% | 40,234 |
| 32.- | SAN JOSE TEACALCO | 571,722 | 495,498 | 1.1538 | 1.6162% | 39,260 |
| 33.- | SAN JUAN HUACTZINCO | 350,645 | 325,825 | 1.0762 | 1.5074% | 36,617 |
| 34.- | SAN LORENZO AXOCOMANITLA | 231,707 | 196,840 | 1.1771 | 1.6488% | 40,053 |
| 35.- | SAN LUCAS TECOPILCO | 564,735 | 339,435 | 1.6638 | 2.3304% | 56,610 |
| 36.- | SAN PABLO DEL MONTE | 6,414,522 | 5,982,649 | 1.0722 | 1.5018% | 36,482 |
| 37.- | SANTA ANA NOPALUCAN | 443,350 | 374,615 | 1.1835 | 1.6577% | 40,269 |
| 38.- | SANTA APOLONIA TEACALCO | 856,400 | 701,600 | 1.2206 | 1.7097% | 41,533 |
| 39.- | SANTA CATARINA AYOMETLA | 297,332 | 260,484 | 1.1415 | 1.5988% | 38,839 |
| 40.- | SANTA CRUZ QUILEHTLA | 188,682 | 464,592 | 0.4061 | 0.5689% | 13,819 |
| 41.- | SANTA CRUZ TLAXCALA | 856,948 | 542,823 | 1.5787 | 2.2113% | 53,716 |
| 42.- | SANTA ISABEL XILOXOTLA | 801,542 | 801,542 | 1.0000 | 1.4007% | 34,026 |
| 43.- | TENANCINGO | 571,926 | 472,790 | 1.2097 | 1.6944% | 41,160 |
| 44.- | TEOLOCHOLCO | 1,218,872 | 1,507,481 | 0.8085 | 1.1325% | 27,511 |
| 45.- | TEPETITLA DE LARDIZABAL | 555,688 | 506,685 | 1.0967 | 1.5362% | 37,316 |
| 46.- | TEPEYANCO | 249,060 | 284,184 | 0.8764 | 1.2276% | 29,820 |
| 47.- | TERRENATE | 652,073 | 715,567 | 0.9113 | 1.2764% | 31,006 |
| 48.- | TETLA DE LA SOLIDARIDAD | 1,995,504 | 1,546,316 | 1.2905 | 1.8076% | 43,910 |
| 49.- | TETLATLAHUCA | 469,751 | 432,960 | 1.0850 | 1.5197% | 36,917 |
| 50.- | TLAXCALA | 42,701,762 | 41,151,201 | 1.0377 | 1.4535% | 35,308 |
| 51.- | TLAXCO | 1,231,491 | 1,157,244 | 1.0642 | 1.4906% | 36,209 |
| 52.- | TOCATLÁN | 291,996 | 264,151 | 1.1054 | 1.5484% | 37,612 |
| 53.- | TOTOLAC | 1,247,814 | 931,276 | 1.3399 | 1.8768% | 45,591 |
| 54.- | TZOMPANTEPEC | 1,181,735 | 811,949 | 1.4554 | 2.0386% | 49,522 |
| 55.- | XALOZTOC | 935,710 | 1,245,689 | 0.7512 | 1.0521% | 25,559 |
| 56.- | XALTOCAN | 1,281,812 | 444,679 | 2.8826 | 4.0376% | 98,081 |
| 57.- | XICOHTZINCO | 1,188,112 | 814,332 | 1.4590 | 2.0436% | 49,643 |
| 58.- | YAUQUEMEHCAN | 3,392,709 | 3,143,358 | 1.0793 | 1.5118% | 36,725 |
| 59.- | ZACATELCO | 5,507,602 | 5,092,784 | 1.0815 | 1.5148% | 36,797 |
| 60.- | ZITLALTEPEC DE T. S. S. | 93,319 | 145,960 | 0.6393 | 0.8955% | 21,754 |
| TOTALES | | 180,761,073 | 171,241,491 | 71.3929 | 100.0000% | 2,429,184 |

|   | | DETERMINACIÓN DEL FONDO NIVEL AGUA 5% (V) | | |  | |
|---|--------------------------|---|---------------------------------------|---|---|--|
| DISTRIBUCIÓN DEL FONDO DE COMPENSACIÓN | | JULIO-SEPTIEMBRE DE 2019 | | | 24,291,842 | |
| NO. | MUNICIPIO | DERECHOS DE AGUA 2018 (A) | DINAMICA DE CRECIMIENTO B=(A/A) | FACTOR DE DISTRIBUCIÓN C=B/TOTALB | PARTICIPACIÓN D=C*F5 | |
| 1.- | ACUAMANALA DE M. H. | 381,588 | 0.0021 | 0.211101% | 2,564 | |
| 2.- | ATLTZAYANCA | 703,534 | 0.0039 | 0.389207% | 4,727 | |
| 3.- | AMAXAC DE GRO. | 640,103 | 0.0035 | 0.354116% | 4,301 | |
| 4.- | APETATITLAN DE A. C. | 2,968,309 | 0.0164 | 1.642117% | 19,945 | |
| 5.- | APIZACO | 36,822,375 | 0.2037 | 20.370744% | 247,421 | |
| 6.- | ATLANGATEPEC | 704,798 | 0.0039 | 0.389906% | 4,736 | |
| 7.- | BENITO JUAREZ | 535,500 | 0.0030 | 0.296247% | 3,598 | |
| 8.- | CALPULALPAN | 6,359,469 | 0.0352 | 3.518163% | 42,731 | |
| 9.- | CHIAUTEMPAN | 15,735,207 | 0.0870 | 8.704975% | 105,730 | |
| 10.- | CONTLA DE J. C. | 1,245,648 | 0.0069 | 0.689113% | 8,370 | |
| 11.- | CUAPIAXTLA | 777,809 | 0.0043 | 0.430297% | 5,226 | |
| 12.- | CUAXOMULCO | 708,621 | 0.0039 | 0.392021% | 4,761 | |
| 13.- | EL CARMEN TEQUEXQUITLA | 465,760 | 0.0026 | 0.257666% | 3,130 | |
| 14.- | EMILIANO ZAPATA | 207,044 | 0.0011 | 0.114540% | 1,391 | |
| 15.- | ESPAÑITA | 1,146,566 | 0.0063 | 0.634299% | 7,704 | |
| 16.- | HUAMANTLA | 21,181,913 | 0.1172 | 11.718183% | 142,328 | |
| 17.- | HUEYOTLIPAN | 738,995 | 0.0041 | 0.408824% | 4,966 | |
| 18.- | IXTACUIXTLA DE M. M. | 305,658 | 0.0017 | 0.169095% | 2,054 | |
| 19.- | IXTENCO | 571,990 | 0.0032 | 0.316434% | 3,843 | |
| 20.- | LA MAGDALENA TLALTELULCO | 1,137,493 | 0.0063 | 0.629280% | 7,643 | |
| 21.- | LAZARO CARDENAS | 104,996 | 0.0006 | 0.058086% | 706 | |
| 22.- | MAZATECOCHCO DE J. M. M. | 699,500 | 0.0039 | 0.386975% | 4,700 | |
| 23.- | MUÑOZ DE D. A. | 87,103 | 0.0005 | 0.048187% | 585 | |
| 24.- | NANACAMILPA DE M. A. | 3,074,889 | 0.0170 | 1.701079% | 20,661 | |
| 25.- | NATIVITAS | 1,398,762 | 0.0077 | 0.773818% | 9,399 | |
| 26.- | PANOTLA | 1,952,626 | 0.0108 | 1.080225% | 13,120 | |
| 27.- | PAPALOTLA DE X. | 1,153,687 | 0.0064 | 0.638239% | 7,752 | |
| 28.- | SANCTORUM DE L. C. | 401,207 | 0.0022 | 0.221954% | 2,696 | |
| 29.- | SAN DAMIAN TEXOLOC | 596,818 | 0.0033 | 0.330170% | 4,010 | |
| 30.- | SAN FCO. TETLANOHCAN | 1,359,732 | 0.0075 | 0.752226% | 9,136 | |
| 31.- | SAN JERONIMO ZACUALPAN | 248,852 | 0.0014 | 0.137669% | 1,672 | |
| 32.- | SAN JOSE TEACALCO | 571,722 | 0.0032 | 0.316286% | 3,842 | |
| 33.- | SAN JUAN HUACTZINCO | 350,645 | 0.0019 | 0.193983% | 2,356 | |
| 34.- | SAN LORENZO AXOCOMANITLA | 231,707 | 0.0013 | 0.128184% | 1,557 | |
| 35.- | SAN LUCAS TECOPILCO | 564,735 | 0.0031 | 0.312421% | 3,795 | |
| 36.- | SAN PABLO DEL MONTE | 6,414,522 | 0.0355 | 3.548619% | 43,101 | |
| 37.- | SANTA ANA NOPALUCAN | 443,350 | 0.0025 | 0.245269% | 2,979 | |
| 38.- | SANTA APOLONIA TEACALCO | 856,400 | 0.0047 | 0.473775% | 5,754 | |
| 39.- | SANTA CATARINA AYOMETLA | 297,332 | 0.0016 | 0.164489% | 1,998 | |
| 40.- | SANTA CRUZ QUILEHTLA | 188,682 | 0.0010 | 0.104382% | 1,268 | |
| 41.- | SANTA CRUZ TLAXCALA | 856,948 | 0.0047 | 0.474078% | 5,758 | |
| 42.- | SANTA ISABEL XILOXOTLA | 801,542 | 0.0044 | 0.443426% | 5,386 | |
| 43.- | TENANCINGO | 571,926 | 0.0032 | 0.316399% | 3,843 | |
| 44.- | TEOLOCHOLCO | 1,218,872 | 0.0067 | 0.674300% | 8,190 | |
| 45.- | TEPETITLA DE LARDIZABAL | 555,688 | 0.0031 | 0.307416% | 3,734 | |
| 46.- | TEPEYANCO | 249,060 | 0.0014 | 0.137784% | 1,674 | |
| 47.- | TERRENATE | 652,073 | 0.0036 | 0.360738% | 4,381 | |
| 48.- | TETLA DE LA SOLIDARIDAD | 1,995,504 | 0.0110 | 1.103946% | 13,408 | |
| 49.- | TETLATLAHUCA | 469,751 | 0.0026 | 0.259874% | 3,156 | |
| 50.- | TLAXCALA | 42,701,762 | 0.2362 | 23.623317% | 286,927 | |
| 51.- | TLAXCO | 1,231,491 | 0.0068 | 0.681281% | 8,275 | |
| 52.- | TOCATLÁN | 291,996 | 0.0016 | 0.161537% | 1,962 | |
| 53.- | TOTOLAC | 1,247,814 | 0.0069 | 0.690311% | 8,384 | |
| 54.- | TZOMPANTEPEC | 1,181,735 | 0.0065 | 0.653755% | 7,940 | |
| 55.- | XALOZTOC | 935,710 | 0.0052 | 0.517650% | 6,287 | |
| 56.- | XALTOCAN | 1,281,812 | 0.0071 | 0.709119% | 8,613 | |
| 57.- | XICOHTZINCO | 1,188,112 | 0.0066 | 0.657283% | 7,983 | |
| 58.- | YAUHQUEMEHCAN | 3,392,709 | 0.0188 | 1.876902% | 22,797 | |
| 59.- | ZACATELCO | 5,507,602 | 0.0305 | 3.046896% | 37,007 | |
| 60.- | ZITLALTEPEC DE T. S. S. | 93,319 | 0.0005 | 0.051626% | 627 | |
| TOTALES | | 180,761,073 | 1.0000 | 100.000000% | 1,214,592 | |

| | MUNICIPIO | PARTICIPACIÓN FONDO I (A) | PARTICIPACIÓN FONDO II (B) | PARTICIPACIÓN FONDO III (C) | PARTICIPACIÓN FONDO IV (D) | PARTICIPACIÓN FONDO V (E) | TOTAL A DISTRIB. DE JUL-SEP 2019 |
|------|--------------------------|---------------------------|----------------------------|-----------------------------|----------------------------|---------------------------|----------------------------------|
| 1.- | ACUAMANALA DE M. H. | 79,154 | 65,537 | 8,226 | 137,996 | 2,564 | 293,477 |
| 2.- | ATLTZAYANCA | 229,419 | 28,673 | 8,177 | 66,087 | 4,727 | 337,083 |
| 3.- | AMAXAC DE GRO. | 148,876 | 36,801 | 6,412 | 36,052 | 4,301 | 232,441 |
| 4.- | APETATITLAN DE A. C. | 204,009 | 36,818 | 19,806 | 40,670 | 19,945 | 321,249 |
| 5.- | APIZACO | 1,050,358 | 43,360 | 258,833 | 40,511 | 247,421 | 1,640,483 |
| 6.- | ATLANGATEPEC | 88,131 | 49,194 | 4,017 | 117,123 | 4,736 | 263,201 |
| 7.- | BENITO JUAREZ | 80,663 | 45,392 | 1,608 | 38,274 | 3,598 | 169,535 |
| 8.- | CALPULALPAN | 646,388 | 55,231 | 51,169 | 26,628 | 42,731 | 822,148 |
| 9.- | CHIAUTEMPAN | 935,295 | 33,202 | 41,174 | 39,817 | 105,730 | 1,155,217 |
| 10.- | CONTLA DE J. C. | 512,060 | 37,862 | 8,550 | 45,103 | 8,370 | 611,944 |
| 11.- | CUAPIAXTLA | 204,891 | 28,029 | 3,068 | 38,905 | 5,226 | 280,120 |
| 12.- | CUAXOMULCO | 70,430 | 37,109 | 2,994 | 31,350 | 4,761 | 146,643 |
| 13.- | EL CARMEN TEQUEXQUITLA | 230,567 | 28,367 | 6,258 | 22,220 | 3,130 | 290,541 |
| 14.- | EMILIANO ZAPATA | 60,932 | 58,950 | 1,514 | 36,170 | 1,391 | 158,957 |
| 15.- | ESPAÑITA | 115,798 | 32,460 | 3,192 | 39,025 | 7,704 | 198,180 |
| 16.- | HUAMANTLA | 1,240,901 | 54,420 | 95,663 | 29,953 | 142,328 | 1,563,265 |
| 17.- | HUEYOTLIPAN | 194,711 | 30,697 | 3,283 | 11,556 | 4,966 | 245,213 |
| 18.- | IXTACUIXTLA DE M. M. | 511,980 | 47,667 | 23,652 | 34,497 | 2,054 | 619,849 |
| 19.- | IXTENCO | 94,584 | 18,582 | 1,179 | 15,365 | 3,843 | 133,552 |
| 20.- | LA MAGDALENA TLALTELULCO | 252,129 | 40,119 | 10,305 | 37,579 | 7,643 | 347,775 |
| 21.- | LAZARO CARDENAS | 41,454 | 26,815 | 563 | 18,723 | 706 | 88,261 |
| 22.- | MAZATECOCHCO DE J. M. M. | 145,629 | 36,435 | 2,427 | 30,564 | 4,700 | 219,756 |
| 23.- | MUÑOZ DE D. A. | 62,508 | 25,799 | 927 | 21,671 | 585 | 111,490 |
| 24.- | NANACAMILPA DE M. A. | 242,003 | 65,248 | 23,663 | 29,431 | 20,661 | 381,005 |
| 25.- | NATIVITAS | 334,689 | 42,094 | 5,368 | 46,568 | 9,399 | 438,119 |
| 26.- | PANOTLA | 362,757 | 48,497 | 22,140 | 45,419 | 13,120 | 491,933 |
| 27.- | PAPALOTLA DE X. | 405,640 | 35,610 | 34,455 | 40,171 | 7,752 | 523,628 |
| 28.- | SANCTORUM DE L. C. | 126,779 | 36,058 | 4,690 | 33,939 | 2,696 | 204,162 |
| 29.- | SAN DAMIAN TEXoloc | 74,398 | 53,746 | 1,841 | 36,603 | 4,010 | 170,597 |
| 30.- | SAN FCO. TETLANOHCAN | 145,749 | 43,193 | 1,619 | 49,318 | 9,136 | 249,016 |
| 31.- | SAN JERONIMO ZACUALPAN | 50,324 | 47,939 | 838 | 40,234 | 1,672 | 141,008 |
| 32.- | SAN JOSE TEACALCO | 79,127 | 47,985 | 1,011 | 39,260 | 3,842 | 171,225 |
| 33.- | SAN JUAN HUACTZINCO | 100,341 | 41,196 | 1,796 | 36,617 | 2,356 | 182,307 |
| 34.- | SAN LORENZO AXOCOMANITLA | 75,052 | 35,838 | 1,301 | 40,053 | 1,557 | 153,801 |
| 35.- | SAN LUCAS TECOPILCO | 41,828 | 49,197 | 2,171 | 56,610 | 3,795 | 153,600 |
| 36.- | SAN PABLO DEL MONTE | 1,031,896 | 48,285 | 14,754 | 36,482 | 43,101 | 1,174,518 |
| 37.- | SANTA ANA NOPALUCAN | 103,841 | 22,711 | 760 | 40,269 | 2,979 | 170,560 |
| 38.- | SANTA APOLONIA TEACALCO | 60,905 | 39,062 | 545 | 41,533 | 5,754 | 147,799 |
| 39.- | SANTA CATARINA AYOMETLA | 117,789 | 27,422 | 1,396 | 38,839 | 1,998 | 187,443 |
| 40.- | SANTA CRUZ QUILEHTLA | 95,773 | 16,900 | 1,116 | 13,819 | 1,268 | 128,874 |
| 41.- | SANTA CRUZ TLAXCALA | 270,418 | 33,744 | 17,530 | 53,716 | 5,758 | 381,166 |
| 42.- | SANTA ISABEL XILOXOTLA | 66,689 | 64,772 | 5,872 | 34,026 | 5,386 | 176,745 |
| 43.- | TENANCINGO | 171,453 | 38,496 | 4,713 | 41,160 | 3,843 | 259,665 |
| 44.- | TEOLOCHOLCO | 325,699 | 46,724 | 14,190 | 27,511 | 8,190 | 422,314 |
| 45.- | TEPETITLA DE LARDIZABAL | 281,346 | 41,069 | 6,544 | 37,316 | 3,734 | 370,009 |
| 46.- | TEPEYANCO | 160,939 | 35,186 | 4,589 | 29,820 | 1,674 | 232,208 |
| 47.- | TERRENATE | 196,996 | 30,100 | 3,124 | 31,006 | 4,381 | 265,608 |
| 48.- | TETLA DE LA SOLIDARIDAD | 435,685 | 42,303 | 61,820 | 43,910 | 13,408 | 597,126 |
| 49.- | TETLATLAHUCA | 179,201 | 51,549 | 1,192 | 36,917 | 3,156 | 272,015 |
| 50.- | TLAXCALA | 1,269,811 | 43,587 | 249,328 | 35,308 | 286,927 | 1,884,960 |
| 51.- | TLAXCO | 568,249 | 42,452 | 17,831 | 36,209 | 8,275 | 673,016 |
| 52.- | TOCATLÁN | 78,058 | 34,452 | 1,690 | 37,612 | 1,962 | 153,774 |
| 53.- | TOTOLAC | 291,419 | 38,615 | 19,577 | 45,591 | 8,384 | 403,586 |
| 54.- | TZOMPANTEPEC | 218,544 | 32,032 | 6,483 | 49,522 | 7,940 | 314,520 |
| 55.- | XALOZTOC | 319,353 | 37,715 | 19,120 | 25,559 | 6,287 | 408,034 |
| 56.- | XALTOCAN | 137,106 | 44,751 | 9,248 | 98,081 | 8,613 | 297,799 |
| 57.- | XICOHTZINCO | 182,073 | 64,862 | 24,736 | 49,643 | 7,983 | 329,298 |
| 58.- | YAUHQUEMEHCAN | 511,606 | 39,807 | 45,967 | 36,725 | 22,797 | 656,902 |
| 59.- | ZACATELCO | 570,253 | 37,500 | 16,039 | 36,797 | 37,007 | 697,596 |
| 60.- | ZITLALTEPEC DE T. S. S. | 119,632 | 30,967 | 2,542 | 21,754 | 627 | 175,522 |
| | TOTAL: | 17,004,289 | 2,429,184 | 1,214,592 | 2,429,184 | 1,214,592 | 24,291,842 |

|   CONCILIACION DE FONDO DE COMPENSACIÓN A MUNICIPIOS JUL-SEP 2019  | | | | | | |
|--|--------------------------|----------------------------------|-------------------------------------|--------------------------|---------------|--|
| NO. | MUNICIPIO | TOTAL DE PARTICIPACIONES FORMULA | TOTAL DE PARTICIPACIONES CALENDARIO | AJUSTE FOCO JUL-SEP 2019 | % | |
| 1.- | ACUAMANALA DE M. H. | 293,477 | 170,088 | 123,389 | 72.54% | |
| 2.- | ATLIZAYANCA | 337,083 | 517,060 | -179,977 | -34.81% | |
| 3.- | AMAXAC DE GRO. | 232,441 | 242,395 | -9,954 | -4.11% | |
| 4.- | APETATITLAN DE A. C. | 321,249 | 348,384 | -27,135 | -7.79% | |
| 5.- | APIZACO | 1,640,483 | 1,658,493 | -18,010 | -1.09% | |
| 6.- | ATLANGATEPEC | 263,201 | 166,401 | 96,800 | 58.17% | |
| 7.- | BENITO JUAREZ | 169,535 | 153,927 | 15,608 | 10.14% | |
| 8.- | CALPULALPAN | 822,148 | 833,630 | -11,483 | -1.38% | |
| 9.- | CHIAUTEMPAN | 1,155,217 | 1,189,742 | -34,525 | -2.90% | |
| 10.- | CONTLA DE J. C. | 611,944 | 641,310 | -29,366 | -4.58% | |
| 11.- | CUAPIAXTLA | 280,120 | 274,780 | 5,341 | 1.94% | |
| 12.- | CUAXOMULCO | 146,643 | 232,261 | -85,618 | -36.86% | |
| 13.- | EL CARMEN TEQUEXQUITLA | 290,541 | 339,814 | -49,273 | -14.50% | |
| 14.- | EMILIANO ZAPATA | 158,957 | 130,298 | 28,659 | 21.99% | |
| 15.- | ESPAÑITA | 198,180 | 291,625 | -93,445 | -32.04% | |
| 16.- | HUAMANTLA | 1,563,265 | 1,615,961 | -52,697 | -3.26% | |
| 17.- | HUEYOTLIPAN | 245,213 | 294,456 | -49,243 | -16.72% | |
| 18.- | IXTACUIXTLA DE M. M. | 619,849 | 611,341 | 8,508 | 1.39% | |
| 19.- | IXTENCO | 133,552 | 165,693 | -32,140 | -19.40% | |
| 20.- | LA MAGDALENA TLALTELULCO | 347,775 | 361,962 | -14,188 | -3.92% | |
| 21.- | LAZARO CARDENAS | 88,261 | 158,837 | -70,576 | -44.43% | |
| 22.- | MAZATECOCHCO DE J. M. M. | 219,756 | 255,875 | -36,118 | -14.12% | |
| 23.- | MUNOZ DE D. A. | 111,490 | 100,359 | 11,132 | 11.09% | |
| 24.- | NANACAMILPA DE M. A. | 381,005 | 380,908 | 97 | 0.03% | |
| 25.- | NATIVITAS | 438,119 | 599,067 | -160,949 | -26.87% | |
| 26.- | PANOTLA | 491,933 | 506,863 | -14,930 | -2.95% | |
| 27.- | PAPALOTLA DE X. | 523,628 | 532,783 | -9,155 | -1.72% | |
| 28.- | SANCTORUM DE L. C. | 204,162 | 205,273 | -1,111 | -0.54% | |
| 29.- | SAN DAMIAN TEXOLOC | 170,597 | 167,529 | 3,069 | 1.83% | |
| 30.- | SAN FCO. TETLANOHCAN | 249,016 | 221,691 | 27,325 | 12.33% | |
| 31.- | SAN JERONIMO ZACUALPAN | 141,008 | 95,203 | 45,805 | 48.11% | |
| 32.- | SAN JOSE TEACALCO | 171,225 | 134,002 | 37,223 | 27.78% | |
| 33.- | SAN JUAN HUACTZINCO | 182,307 | 174,288 | 8,018 | 4.60% | |
| 34.- | SAN LORENZO AXOCOMANITLA | 153,801 | 152,549 | 1,252 | 0.82% | |
| 35.- | SAN LUCAS TECOPILCO | 153,600 | 146,119 | 7,481 | 5.12% | |
| 36.- | SAN PABLO DEL MONTE | 1,174,518 | 1,189,659 | -15,140 | -1.27% | |
| 37.- | SANTA ANA NOPALUCAN | 170,560 | 265,547 | -94,987 | -35.77% | |
| 38.- | SANTA APOLONIA TEACALCO | 147,799 | 254,523 | -106,724 | -41.93% | |
| 39.- | SANTA CATARINA AYOMETLA | 187,443 | 200,202 | -12,759 | -6.37% | |
| 40.- | SANTA CRUZ QUILEHTLA | 128,874 | 239,886 | -111,012 | -46.28% | |
| 41.- | SANTA CRUZ TLAXCALA | 381,166 | 397,216 | -16,050 | -4.04% | |
| 42.- | SANTA ISABEL XILOXOXTLA | 176,745 | 150,298 | 26,447 | 17.60% | |
| 43.- | TENANCINGO | 259,665 | 279,132 | -19,467 | -6.97% | |
| 44.- | TEOLOCHOLCO | 422,314 | 426,524 | -4,210 | -0.99% | |
| 45.- | TEPETITLA DE LARDIZABAL | 370,009 | 372,368 | -2,358 | -0.63% | |
| 46.- | TEPEYANCO | 232,208 | 249,703 | -17,495 | -7.01% | |
| 47.- | TERRENATE | 265,608 | 419,447 | -153,840 | -36.68% | |
| 48.- | TETLA DE LA SOLIDARIDAD | 597,126 | 583,179 | 13,947 | 2.39% | |
| 49.- | TETLATLAHUCA | 272,015 | 237,384 | 34,631 | 14.59% | |
| 50.- | TLAXCALA | 1,884,960 | 1,930,115 | -45,155 | -2.34% | |
| 51.- | TLAXCO | 673,016 | 677,184 | -4,168 | -0.62% | |
| 52.- | TOCATLÁN | 153,774 | 152,342 | 1,432 | 0.94% | |
| 53.- | TOTOLAC | 403,586 | 385,045 | 18,540 | 4.82% | |
| 54.- | TZOMPANTEPEC | 314,520 | 287,584 | 26,937 | 9.37% | |
| 55.- | XALOZTOC | 408,034 | 420,395 | -12,361 | -2.94% | |
| 56.- | XALTOCAN | 297,799 | 181,125 | 116,674 | 64.42% | |
| 57.- | XICOHTZINCO | 329,298 | 263,779 | 65,519 | 24.84% | |
| 58.- | YAUHQUEMEHCAN | 656,902 | 681,737 | -24,835 | -3.64% | |
| 59.- | ZACATELCO | 697,596 | 706,984 | -9,388 | -1.33% | |
| 60.- | ZITLALTEPEC DE T. S. S. | 175,522 | 194,149 | -18,627 | -9.59% | |
| TOTAL | | 24,291,842 | 25,216,477 | -924,635 | -3.67% | |

|   DETERMINACIÓN DE PARTICIPACIÓN DE INGRESO POR GASOLINAS Y DIESEL JULIO - SEPTIEMBRE DE 2019  | | | | |
|--|--|------------------------|-----------------------|------------------|
| PARTICIPACIONES FEDERALES | | INGRESOS JUL- SEP 2019 | PORCENTAJE A REPARTIR | A MUNICIPIOS |
| GASOLINAS Y DIESEL | | 48,680,076 | 20.00% | 9,736,015 |
| TOTAL | | 48,680,076 | | 9,736,015 |

| NO. | MUNICIPIO | POBLACIÓN INTERCENSAL 2015 | % DE DISTRIBUCIÓN | MONTO A DISTRIBUIR | MONTO PARTICIPABLE |
|------|--------------------------|----------------------------|-------------------|--------------------|--------------------|
| 1.- | ACUAMANALA DE M. H. | 5,925 | 0.465492% | 6,815,211 | 31,724 |
| 2.- | ATLTZAYANCA | 17,173 | 1.349180% | 6,815,211 | 91,949 |
| 3.- | AMAXAC DE GRO. | 11,144 | 0.875518% | 6,815,211 | 59,668 |
| 4.- | APETATITLAN DE A. C. | 15,271 | 1.199751% | 6,815,211 | 81,766 |
| 5.- | APIZACO | 78,624 | 6.177019% | 6,815,211 | 420,977 |
| 6.- | ATLANGATEPEC | 6,597 | 0.518287% | 6,815,211 | 35,322 |
| 7.- | BENITO JUAREZ | 6,038 | 0.474370% | 6,815,211 | 32,329 |
| 8.- | CALPULALPAN | 48,385 | 3.801321% | 6,815,211 | 259,068 |
| 9.- | CHIAUTEMPAN | 70,011 | 5.500347% | 6,815,211 | 374,860 |
| 10.- | CONTLA DE J. C. | 38,330 | 3.011360% | 6,815,211 | 205,230 |
| 11.- | CUAPIAXTLA | 15,337 | 1.204937% | 6,815,211 | 82,119 |
| 12.- | CUAXOMULCO | 5,272 | 0.414190% | 6,815,211 | 28,228 |
| 13.- | EL CARMEN TEQUEXQUITLA | 17,259 | 1.355937% | 6,815,211 | 92,410 |
| 14.- | EMILIANO ZAPATA | 4,561 | 0.358331% | 6,815,211 | 24,421 |
| 15.- | ESPAÑITA | 8,668 | 0.680993% | 6,815,211 | 46,411 |
| 16.- | HUAMANTLA | 92,887 | 7.297578% | 6,815,211 | 497,345 |
| 17.- | HUEYOTLIPAN | 14,575 | 1.145071% | 6,815,211 | 78,039 |
| 18.- | IXTACUIXTLA DE M. M. | 38,324 | 3.010888% | 6,815,211 | 205,198 |
| 19.- | IXTENCO | 7,080 | 0.556233% | 6,815,211 | 37,908 |
| 20.- | LA MAGDALENA TLALTELULCO | 18,873 | 1.482739% | 6,815,211 | 101,052 |
| 21.- | LAZARO CARDENAS | 3,103 | 0.243784% | 6,815,211 | 16,614 |
| 22.- | MAZATECOCHCO DE J. M. M. | 10,901 | 0.856427% | 6,815,211 | 58,367 |
| 23.- | MUÑOZ DE D. A. | 4,679 | 0.367601% | 6,815,211 | 25,053 |
| 24.- | NANACAMILPA DE M. A. | 18,115 | 1.423188% | 6,815,211 | 96,993 |
| 25.- | NATIVITAS | 25,053 | 1.968265% | 6,815,211 | 134,141 |
| 26.- | PANOTLA | 27,154 | 2.133328% | 6,815,211 | 145,391 |
| 27.- | PAPALOTLA DE X. | 30,364 | 2.385518% | 6,815,211 | 162,578 |
| 28.- | SANCTORUM DE L. C. | 9,490 | 0.745573% | 6,815,211 | 50,812 |
| 29.- | SAN DAMIAN TEXoloc | 5,569 | 0.437523% | 6,815,211 | 29,818 |
| 30.- | SAN FCO. TETLANOHCAN | 10,910 | 0.857134% | 6,815,211 | 58,415 |
| 31.- | SAN JERONIMO ZACUALPAN | 3,767 | 0.295951% | 6,815,211 | 20,170 |
| 32.- | SAN JOSE TEACALCO | 5,923 | 0.465335% | 6,815,211 | 31,714 |
| 33.- | SAN JUAN HUACTZINCO | 7,511 | 0.590094% | 6,815,211 | 40,216 |
| 34.- | SAN LORENZO AXOCOMANITLA | 5,618 | 0.441373% | 6,815,211 | 30,080 |
| 35.- | SAN LUCAS TECOPILCO | 3,131 | 0.245984% | 6,815,211 | 16,764 |
| 36.- | SAN PABLO DEL MONTE | 77,242 | 6.068443% | 6,815,211 | 413,577 |
| 37.- | SANTA ANA NOPALUCAN | 7,773 | 0.610678% | 6,815,211 | 41,619 |
| 38.- | SANTA APOLONIA TEACALCO | 4,559 | 0.358173% | 6,815,211 | 24,410 |
| 39.- | SANTA CATARINA AYOMETLA | 8,817 | 0.692699% | 6,815,211 | 47,209 |
| 40.- | SANTA CRUZ QUILEHTLA | 7,169 | 0.563226% | 6,815,211 | 38,385 |
| 41.- | SANTA CRUZ TLAXCALA | 20,242 | 1.590293% | 6,815,211 | 108,382 |
| 42.- | SANTA ISABEL XILOXOXTLA | 4,992 | 0.392192% | 6,815,211 | 26,729 |
| 43.- | TENANCINGO | 12,834 | 1.008291% | 6,815,211 | 68,717 |
| 44.- | TEOLOCHOLCO | 24,380 | 1.915391% | 6,815,211 | 130,538 |
| 45.- | TEPETITLA DE LARDIZABAL | 21,060 | 1.654559% | 6,815,211 | 112,762 |
| 46.- | TEPEYANCO | 12,047 | 0.946461% | 6,815,211 | 64,503 |
| 47.- | TERRENATE | 14,746 | 1.158505% | 6,815,211 | 78,955 |
| 48.- | TETLA DE LA SOLIDARIDAD | 32,613 | 2.562209% | 6,815,211 | 174,620 |
| 49.- | TETLATLAHUCA | 13,414 | 1.053858% | 6,815,211 | 71,823 |
| 50.- | TLAXCALA | 95,051 | 7.467590% | 6,815,211 | 508,932 |
| 51.- | TLAXCO | 42,536 | 3.341800% | 6,815,211 | 227,751 |
| 52.- | TOCATLÁN | 5,843 | 0.459050% | 6,815,211 | 31,285 |
| 53.- | TOTOLAC | 21,814 | 1.713796% | 6,815,211 | 116,799 |
| 54.- | TZOMPANTEPEC | 16,359 | 1.285229% | 6,815,211 | 87,591 |
| 55.- | XALOZTOC | 23,905 | 1.878073% | 6,815,211 | 127,995 |
| 56.- | XALTOCAN | 10,263 | 0.806303% | 6,815,211 | 54,951 |
| 57.- | XICHTZINCO | 13,629 | 1.070749% | 6,815,211 | 72,974 |
| 58.- | YAUHQUEMEHCAN | 38,296 | 3.008688% | 6,815,211 | 205,048 |
| 59.- | ZACATELCO | 42,686 | 3.353585% | 6,815,211 | 228,554 |
| 60.- | ZITLALTEPEC DE T. S. S. | 8,955 | 0.703541% | 6,815,211 | 47,948 |

| | | | | | |
|--------------|--|------------------|----------------|----------|------------------|
| TOTAL | | 1,272,847 | 100.00% | 0 | 6,815,211 |
|--------------|--|------------------|----------------|----------|------------------|

| DISTRIBUCIÓN DE GASOLINAS Y DIESEL | | DETERMINACIÓN DEL FONDO RECAUDATORIO PREDIAL 10% (II) | | | 9,736,605 | | 973,602 | |
|------------------------------------|--------------------------|---|---------------------|---------------------------------|------------------------------------|------------------------|---------|--------|
| | | JULIO -SEPTIEMBRE DE 2019 | | | | | | |
| NO. | MUNICIPIO | PREDIAL DE 2018 (A) | PREDIAL DE 2017 (B) | DINAMICA DE CRECIMIENTO C=(A/B) | FACTOR DE DISTRIBUCIÓN D=C/TOTAL C | PARTICIPACIÓN F=(D*G5) | | |
| 1.- | ACUAMANALA DE M. H. | 794,608 | 429,589 | 1.8497 | | 2.697921% | | 26.267 |
| 2.- | ATLTZAYANCA | 789,873 | 976,059 | 0.8092 | | 1.180350% | | 11,492 |
| 3.- | AMAXAC DE GRO. | 619,347 | 596,299 | 1.0387 | | 1.514954% | | 14,750 |
| 4.- | APETATITLAN DE A. C. | 1,913,253 | 1,841,193 | 1.0391 | | 1.515663% | | 14,757 |
| 5.- | APIZACO | 25,002,984 | 20,431,165 | 1.2238 | | 1.784959% | | 17,378 |
| 6.- | ATLANGATEPEC | 388,004 | 279,455 | 1.3884 | | 2.025134% | | 19,717 |
| 7.- | BENITO JUAREZ | 155,296 | 121,220 | 1.2811 | | 1.868596% | | 18,193 |
| 8.- | CALPULALPAN | 4,942,914 | 3,170,932 | 1.5588 | | 2.273661% | | 22,136 |
| 9.- | CHIAUTEMPAN | 3,977,328 | 4,244,356 | 0.9371 | | 1.366813% | | 13,307 |
| 10.- | CONTLA DE J. C. | 825,878 | 772,866 | 1.0686 | | 1.558623% | | 15,175 |
| 11.- | CUAPIAXTLA | 296,405 | 374,681 | 0.7911 | | 1.153861% | | 11,234 |
| 12.- | CUAXOMULCO | 289,169 | 276,101 | 1.0473 | | 1.527613% | | 14,873 |
| 13.- | EL CARMEN TEQUEXQUITLA | 604,479 | 755,016 | 0.8006 | | 1.167763% | | 11,369 |
| 14.- | EMILIANO ZAPATA | 146,275 | 87,918 | 1.6638 | | 2.426732% | | 23,627 |
| 15.- | ESPAÑITA | 308,367 | 336,593 | 0.9161 | | 1.336264% | | 13,010 |
| 16.- | HUAMANTLA | 9,240,919 | 6,016,547 | 1.5359 | | 2.240254% | | 21,811 |
| 17.- | HUEYOTLIPAN | 317,159 | 366,079 | 0.8664 | | 1.263664% | | 12,303 |
| 18.- | IXTACUXTLA DE M. M. | 2,284,708 | 1,698,259 | 1.3453 | | 1.962259% | | 19,105 |
| 19.- | IXTENCO | 113,870 | 217,124 | 0.5244 | | 0.764946% | | 7,448 |
| 20.- | LA MAGDALENA TLALTELULCO | 995,429 | 879,132 | 1.1323 | | 1.651527% | | 16,079 |
| 21.- | LAZARO CARDENAS | 54,395 | 71,873 | 0.7568 | | 1.103882% | | 10,747 |
| 22.- | MAZATECOCHCO DE J. M. M. | 234,469 | 228,010 | 1.0283 | | 1.499896% | | 14,603 |
| 23.- | MUÑOZ DE D. A. | 89,517 | 122,938 | 0.7281 | | 1.062060% | | 10,340 |
| 24.- | NANACAMILPA DE M. A. | 2,285,805 | 1,241,266 | 1.8415 | | 2.685986% | | 26,151 |
| 25.- | NATIVITAS | 518,582 | 436,505 | 1.1880 | | 1.732837% | | 16,871 |
| 26.- | PANOTLA | 2,138,730 | 1,562,542 | 1.3688 | | 1.996429% | | 19,437 |
| 27.- | PAPALOTLA DE X. | 3,328,291 | 3,311,590 | 1.0050 | | 1.465933% | | 14,272 |
| 28.- | SANCTORUM DE L. C. | 453,042 | 445,172 | 1.0177 | | 1.484363% | | 14,452 |
| 29.- | SAN DAMIAN TEXOLOC | 177,807 | 117,218 | 1.5169 | | 2.212504% | | 21,541 |
| 30.- | SAN FCO. TETLANOHCAN | 156,361 | 128,263 | 1.2191 | | 1.778101% | | 17,312 |
| 31.- | SAN JERONIMO ZACUALPAN | 80,906 | 59,797 | 1.3530 | | 1.973471% | | 19,214 |
| 32.- | SAN JOSE TEACALCO | 97,696 | 72,137 | 1.3543 | | 1.975369% | | 19,232 |
| 33.- | SAN JUAN HUACTZINCO | 173,488 | 149,213 | 1.1627 | | 1.695869% | | 16,511 |
| 34.- | SAN LORENZO AXOCOMANITLA | 125,685 | 124,260 | 1.0115 | | 1.475304% | | 14,364 |
| 35.- | SAN LUCAS TECOPILCO | 209,741 | 151,056 | 1.3885 | | 2.025232% | | 19,718 |
| 36.- | SAN PABLO DEL MONTE | 1,425,253 | 1,045,845 | 1.3628 | | 1.987715% | | 19,352 |
| 37.- | SANTA ANA NOPALUCAN | 73,428 | 114,556 | 0.6410 | | 0.934918% | | 9,102 |
| 38.- | SANTA APOLONIA TEACALCO | 52,662 | 47,768 | 1.1025 | | 1.608014% | | 15,656 |
| 39.- | SANTA CATARINA AYOMETLA | 134,862 | 174,253 | 0.7739 | | 1.128857% | | 10,991 |
| 40.- | SANTA CRUZ QUILEHTLA | 107,759 | 225,926 | 0.4770 | | 0.695692% | | 6,773 |
| 41.- | SANTA CRUZ TLAXCALA | 1,693,348 | 1,778,009 | 0.9524 | | 1.389126% | | 13,525 |
| 42.- | SANTA ISABEL XILOXOXTLA | 567,232 | 310,287 | 1.8281 | | 2.666408% | | 25,960 |
| 43.- | TENANCINGO | 455,295 | 419,050 | 1.0865 | | 1.584735% | | 15,429 |
| 44.- | TEOLOCHOLCO | 1,370,737 | 1,039,458 | 1.3187 | | 1.923431% | | 18,727 |
| 45.- | TEPETITLA DE LARDIZABAL | 632,156 | 545,378 | 1.1591 | | 1.690660% | | 16,460 |
| 46.- | TEPEYANCO | 443,297 | 446,388 | 0.9931 | | 1.448478% | | 14,102 |
| 47.- | TERRENATE | 301,747 | 355,190 | 0.8495 | | 1.239115% | | 12,064 |
| 48.- | TETLA DE LA SOLIDARIDAD | 5,971,738 | 5,001,754 | 1.1939 | | 1.741438% | | 16,955 |
| 49.- | TETLATLAHUCA | 115,115 | 79,123 | 1.4549 | | 2.122065% | | 20,660 |
| 50.- | TLAXCALA | 24,084,752 | 19,578,223 | 1.2302 | | 1.794314% | | 17,469 |
| 51.- | TLAXCO | 1,722,468 | 1,437,604 | 1.1982 | | 1.747597% | | 17,015 |
| 52.- | TOCATLÁN | 163,254 | 167,897 | 0.9723 | | 1.418242% | | 13,808 |
| 53.- | TOTOLAC | 1,891,070 | 1,735,167 | 1.0898 | | 1.589629% | | 15,477 |
| 54.- | TZOMPANTEPEC | 626,208 | 692,677 | 0.9040 | | 1.318613% | | 12,838 |
| 55.- | XALOZTOC | 1,846,987 | 1,735,167 | 1.0644 | | 1.552573% | | 15,116 |
| 56.- | XALTOCAN | 893,361 | 707,313 | 1.2630 | | 1.842234% | | 17,936 |
| 57.- | XICOHTZINCO | 2,389,490 | 1,305,279 | 1.8306 | | 2.670124% | | 25,996 |
| 58.- | YAUHQUEMEHCAN | 4,440,369 | 3,952,264 | 1.1235 | | 1.638712% | | 15,955 |
| 59.- | ZACATELCO | 1,549,302 | 1,463,839 | 1.0584 | | 1.543733% | | 15,030 |
| 60.- | ZITLALTEPEC DE T. S. S. | 245,518 | 280,916 | 0.8740 | | 1.274783% | | 12,411 |
| TOTALES | | 117,328,188 | 96,731,755 | 68.5600 | 100.000000% | 973.602 | | |



DISTRIBUCIÓN DE GASOLINAS Y DIESEL



DETERMINACIÓN DEL FONDO NIVEL PREDIAL 5% (III)

9,736,015

486,801

JULIO - SEPTIEMBRE DE 2019

| NO. NO. | MUNICIPIO | PREDIAL DE 2018 (A) | DINAMICA DE CRECIMIENTO B=(A/A) | FACTOR DE DISTRIBUCIÓN C=B/TOTALB | PARTICIPACIÓN D=C*F5 |
|----------------|--------------------------|---------------------|---------------------------------|-----------------------------------|----------------------|
| 1.- | ACUAMANALA DE M. H. | 794,608 | 0.0068 | 0.677252% | 3,297 |
| 2.- | ATLTZAYANCA | 789,873 | 0.0067 | 0.673217% | 3,277 |
| 3.- | AMAXAC DE GRO. | 619,347 | 0.0053 | 0.527876% | 2,570 |
| 4.- | APETATITLAN DE A. C. | 1,913,253 | 0.0163 | 1.630685% | 7,938 |
| 5.- | APIZACO | 25,002,984 | 0.2131 | 21.310296% | 103,739 |
| 6.- | ATLANGATEPEC | 388,004 | 0.0033 | 0.330700% | 1,610 |
| 7.- | BENITO JUAREZ | 155,296 | 0.0013 | 0.132360% | 644 |
| 8.- | CALPULALPAN | 4,942,914 | 0.0421 | 4.212896% | 20,508 |
| 9.- | CHIAUTEMPAN | 3,977,328 | 0.0339 | 3.389917% | 16,502 |
| 10.- | CONTLA DE J. C. | 825,878 | 0.0070 | 0.703904% | 3,427 |
| 11.- | CUAPIAXTLA | 296,405 | 0.0025 | 0.252629% | 1,230 |
| 12.- | CUAXOMULCO | 289,169 | 0.0025 | 0.246462% | 1,200 |
| 13.- | EL CARMEN TEQUEXQUITLA | 604,479 | 0.0052 | 0.515204% | 2,508 |
| 14.- | EMILIANO ZAPATA | 146,275 | 0.0012 | 0.124672% | 607 |
| 15.- | ESPAÑITA | 308,367 | 0.0026 | 0.262824% | 1,279 |
| 16.- | HUAMANTLA | 9,240,919 | 0.0788 | 7.876129% | 38,341 |
| 17.- | HUEYOTLIPAN | 317,159 | 0.0027 | 0.270318% | 1,316 |
| 18.- | IXTACUIXTLA DE M. M. | 2,284,708 | 0.0195 | 1.947280% | 9,479 |
| 19.- | IXTENCO | 113,870 | 0.0010 | 0.097053% | 472 |
| 20.- | LA MAGDALENA TLALTELULCO | 995,429 | 0.0085 | 0.848414% | 4,130 |
| 21.- | LAZARO CARDENAS | 54,395 | 0.0005 | 0.046361% | 226 |
| 22.- | MAZATECOCHCO DE J. M. M. | 234,469 | 0.0020 | 0.199840% | 973 |
| 23.- | MUÑOZ DE D. A. | 89,517 | 0.0008 | 0.076296% | 371 |
| 24.- | NANACAMILPA DE M. A. | 2,285,805 | 0.0195 | 1.948215% | 9,484 |
| 25.- | NATIVITAS | 518,582 | 0.0044 | 0.441993% | 2,152 |
| 26.- | PANOTLA | 2,138,730 | 0.0182 | 1.822861% | 8,874 |
| 27.- | PAPALOTLA DE X. | 3,328,291 | 0.0284 | 2.836736% | 13,809 |
| 28.- | SANCTORUM DE L. C. | 453,042 | 0.0039 | 0.386132% | 1,880 |
| 29.- | SAN DAMIAN TEXOLOCO | 177,807 | 0.0015 | 0.151547% | 738 |
| 30.- | SAN FCO. TETLANOHCAN | 156,361 | 0.0013 | 0.133268% | 649 |
| 31.- | SAN JERONIMO ZACUALPAN | 80,906 | 0.0007 | 0.068957% | 336 |
| 32.- | SAN JOSE TEACALCO | 97,696 | 0.0008 | 0.083267% | 405 |
| 33.- | SAN JUAN HUACTZINCO | 173,488 | 0.0015 | 0.147866% | 720 |
| 34.- | SAN LORENZO AXOCOMANITLA | 125,685 | 0.0011 | 0.107123% | 521 |
| 35.- | SAN LUCAS TECOPILCO | 209,741 | 0.0018 | 0.178764% | 870 |
| 36.- | SAN PABLO DEL MONTE | 1,425,253 | 0.0121 | 1.214758% | 5,913 |
| 37.- | SANTA ANA NOPALUCAN | 73,428 | 0.0006 | 0.062583% | 305 |
| 38.- | SANTA APOLONIA TEACALCO | 52,662 | 0.0004 | 0.044884% | 218 |
| 39.- | SANTA CATARINA AYOMETLA | 134,862 | 0.0011 | 0.114944% | 560 |
| 40.- | SANTA CRUZ QUILEHTLA | 107,759 | 0.0009 | 0.091844% | 447 |
| 41.- | SANTA CRUZ TLAXCALA | 1,693,348 | 0.0144 | 1.443258% | 7,026 |
| 42.- | SANTA ISABEL XILOXOTLA | 567,232 | 0.0048 | 0.483458% | 2,353 |
| 43.- | TENANCINGO | 455,295 | 0.0039 | 0.388053% | 1,889 |
| 44.- | TEOLOCHOLCO | 1,370,737 | 0.0117 | 1.168293% | 5,687 |
| 45.- | TEPETITLA DE LARDIZABAL | 632,156 | 0.0054 | 0.538793% | 2,623 |
| 46.- | TEPEYANCO | 443,297 | 0.0038 | 0.377827% | 1,839 |
| 47.- | TERRENATE | 301,747 | 0.0026 | 0.257182% | 1,252 |
| 48.- | TETLA DE LA SOLIDARIDAD | 5,971,738 | 0.0509 | 5.089773% | 24,777 |
| 49.- | TETLATLAHUCA | 115,115 | 0.0010 | 0.098114% | 478 |
| 50.- | TLAXCALA | 24,084,752 | 0.2053 | 20.527677% | 99,929 |
| 51.- | TLAXCO | 1,722,468 | 0.0147 | 1.468077% | 7,147 |
| 52.- | TOCATLÁN | 163,254 | 0.0014 | 0.139143% | 677 |
| 53.- | TOTOLAC | 1,891,070 | 0.0161 | 1.611778% | 7,846 |
| 54.- | TZOMPANTEPEC | 626,208 | 0.0053 | 0.533723% | 2,598 |
| 55.- | XALOZTOC | 1,846,987 | 0.0157 | 1.574206% | 7,663 |
| 56.- | XALTOCAN | 893,361 | 0.0076 | 0.761421% | 3,707 |
| 57.- | XICOHTZINCO | 2,389,490 | 0.0204 | 2.036586% | 9,914 |
| 58.- | YAUHQUEMEHCAN | 4,440,369 | 0.0378 | 3.784571% | 18,423 |
| 59.- | ZACATELCO | 1,549,302 | 0.0132 | 1.320486% | 6,428 |
| 60.- | ZITLALTEPEC DE T. S. S. | 245,518 | 0.0021 | 0.209257% | 1,019 |
| TOTALES | | 117,328,188 | 1.0000 | 100.000000% | 486,801 |

|  | | DETERMINACIÓN DEL FONDO RECAUDATORIO AGUA 10% (IV) | | |  | |
|---|--------------------------|--|---------------------------------|---------------------------------------|---|---------------------------|
| DISTRIBUCIÓN DE GASOLINAS Y DIESEL | | JULIO - SEPTIEMBRE DE 2019 | | | 9,736,015 | 973,602 |
| NO. | MUNICIPIO | DERECHOS DE AGUA 2018 (A) | DERECHOS DE AGUA 2017 (B) | DINAMICA DE CRECIMIENTO C=(A/B) | FACTOR DE DISTRIBUCIÓN D=C/TOTAL C | PARTICIPACIÓN F=(D*G5) |
| 1.- | ACUAMANALA DE M. H. | 381,588 | 94,088 | 4.0557 | 5.680745% | 55,308 |
| 2.- | ATLTZAYANCA | 703,534 | 362,219 | 1.9423 | 2.720562% | 26,487 |
| 3.- | AMAXAC DE GRO. | 640,103 | 604,125 | 1.0596 | 1.484116% | 14,449 |
| 4.- | APETATITLAN DE A. C. | 2,968,309 | 2,483,346 | 1.1953 | 1.674236% | 16,300 |
| 5.- | APIZACO | 36,822,375 | 30,927,775 | 1.1906 | 1.667662% | 16,236 |
| 6.- | ATLANGATEPEC | 704,798 | 204,751 | 3.4422 | 4.821514% | 46,942 |
| 7.- | BENITO JUAREZ | 535,500 | 476,055 | 1.1249 | 1.575604% | 15,340 |
| 8.- | CALPULALPAN | 6,359,469 | 8,126,220 | 0.7826 | 1.096168% | 10,672 |
| 9.- | CHIAUTEMPAN | 15,735,207 | 13,446,658 | 1.1702 | 1.639091% | 15,958 |
| 10.- | CONTLA DE J. C. | 1,245,648 | 939,723 | 1.3255 | 1.856694% | 18,077 |
| 11.- | CUAPIAXTLA | 777,809 | 680,250 | 1.1434 | 1.601582% | 15,593 |
| 12.- | CUAXOMULCO | 708,621 | 769,105 | 0.9214 | 1.290545% | 12,565 |
| 13.- | EL CARMEN TEQUEXQUITLA | 465,760 | 713,232 | 0.6530 | 0.914695% | 8,905 |
| 14.- | EMILIANO ZAPATA | 207,044 | 194,768 | 1.0630 | 1.488983% | 14,497 |
| 15.- | ESPAÑITA | 1,146,566 | 999,676 | 1.1469 | 1.606514% | 15,641 |
| 16.- | HUAMANTLA | 21,181,913 | 24,062,118 | 0.8803 | 1.233037% | 12,005 |
| 17.- | HUEYOTLIPAN | 738,995 | 2,175,933 | 0.3396 | 0.475708% | 4,632 |
| 18.- | IXTACUIXTLA DE M. M. | 305,658 | 301,480 | 1.0139 | 1.420110% | 13,826 |
| 19.- | IXTENCO | 571,990 | 1,266,681 | 0.4516 | 0.632508% | 6,158 |
| 20.- | LA MAGDALENA TLALTELULCO | 1,137,493 | 1,029,941 | 1.1044 | 1.546968% | 15,061 |
| 21.- | LAZARO CARDENAS | 104,996 | 190,809 | 0.5503 | 0.770759% | 7,504 |
| 22.- | MAZATECOCHCO DE J. M. M. | 699,500 | 778,713 | 0.8983 | 1.258216% | 12,250 |
| 23.- | MUÑOZ DE D. A. | 87,103 | 136,760 | 0.6369 | 0.892111% | 8,686 |
| 24.- | NANACAMILPA DE M. A. | 3,074,889 | 3,554,946 | 0.8650 | 1.211550% | 11,796 |
| 25.- | NATIVITAS | 1,398,762 | 1,022,015 | 1.3686 | 1.917041% | 18,664 |
| 26.- | PANOTLA | 1,952,626 | 1,462,819 | 1.3348 | 1.869706% | 18,203 |
| 27.- | PAPALOTLA DE X. | 1,153,687 | 977,204 | 1.1806 | 1.653665% | 16,100 |
| 28.- | SANCTORUM DE L. C. | 401,207 | 402,227 | 0.9975 | 1.397147% | 13,603 |
| 29.- | SAN DAMIAN TEXOLOC | 596,818 | 554,791 | 1.0758 | 1.506806% | 14,670 |
| 30.- | SAN FCO. TETLANOHCAN | 1,359,732 | 938,104 | 1.4494 | 2.030239% | 19,766 |
| 31.- | SAN JERONIMO ZACUALPAN | 248,852 | 210,450 | 1.1825 | 1.656293% | 16,126 |
| 32.- | SAN JOSE TEACALCO | 571,722 | 495,498 | 1.1538 | 1.616173% | 15,735 |
| 33.- | SAN JUAN HUACTZINCO | 350,645 | 325,825 | 1.0762 | 1.507399% | 14,676 |
| 34.- | SAN LORENZO AXOCOMANITLA | 231,707 | 196,840 | 1.1771 | 1.648810% | 16,053 |
| 35.- | SAN LUCAS TECOPILCO | 564,735 | 339,435 | 1.6638 | 2.330413% | 22,689 |
| 36.- | SAN PABLO DEL MONTE | 6,414,522 | 5,982,649 | 1.0722 | 1.501812% | 14,622 |
| 37.- | SANTA ANA NOPALUCAN | 443,350 | 374,615 | 1.1835 | 1.657702% | 16,139 |
| 38.- | SANTA APOLONIA TEACALCO | 856,400 | 701,600 | 1.2206 | 1.709747% | 16,646 |
| 39.- | SANTA CATARINA AYOMETLA | 297,332 | 260,484 | 1.1415 | 1.598842% | 15,566 |
| 40.- | SANTA CRUZ QUILEHTLA | 188,682 | 464,592 | 0.4061 | 0.568858% | 5,538 |
| 41.- | SANTA CRUZ TLAXCALA | 856,948 | 542,823 | 1.5787 | 2.211266% | 21,529 |
| 42.- | SANTA ISABEL XILOXOTLA | 801,542 | 801,542 | 1.0000 | 1.400699% | 13,637 |
| 43.- | TENANCINGO | 571,926 | 472,790 | 1.2097 | 1.694402% | 16,497 |
| 44.- | TEOLOCHOLCO | 1,218,872 | 1,507,481 | 0.8085 | 1.132534% | 11,026 |
| 45.- | TEPETITLA DE LARDIZABAL | 555,688 | 506,685 | 1.0967 | 1.536165% | 14,956 |
| 46.- | TEPEYANCO | 249,060 | 284,184 | 0.8764 | 1.227578% | 11,952 |
| 47.- | TERRENATE | 652,073 | 715,567 | 0.9113 | 1.276412% | 12,427 |
| 48.- | TETLA DE LA SOLIDARIDAD | 1,995,504 | 1,546,316 | 1.2905 | 1.807587% | 17,599 |
| 49.- | TETLATLAHUCA | 469,751 | 432,960 | 1.0850 | 1.519724% | 14,796 |
| 50.- | TLAXCALA | 42,701,762 | 41,151,201 | 1.0377 | 1.453477% | 14,151 |
| 51.- | TLAXCO | 1,231,491 | 1,157,244 | 1.0642 | 1.490566% | 14,512 |
| 52.- | TOCATLÁN | 291,996 | 264,151 | 1.1054 | 1.548351% | 15,075 |
| 53.- | TOTOLAC | 1,247,814 | 931,276 | 1.3399 | 1.876793% | 18,272 |
| 54.- | TZOMPANTEPEC | 1,181,735 | 811,949 | 1.4554 | 2.038620% | 19,848 |
| 55.- | XALOZTOC | 935,710 | 1,245,689 | 0.7512 | 1.052147% | 10,244 |
| 56.- | XALTOCAN | 1,281,812 | 444,679 | 2.8826 | 4.037593% | 39,310 |
| 57.- | XICOHTZINCO | 1,188,112 | 814,332 | 1.4590 | 2.043623% | 19,897 |
| 58.- | YAUHQUEMEHCAN | 3,392,709 | 3,143,358 | 1.0793 | 1.511811% | 14,719 |
| 59.- | ZACATELCO | 5,507,602 | 5,092,784 | 1.0815 | 1.514789% | 14,748 |
| 60.- | ZITLALTEPEC DE T. S. S. | 93,319 | 145,960 | 0.6393 | 0.895532% | 8,719 |
| TOTALES | | 180,761,073 | 171,241,491 | 71.3929 | 100.000000% | 973,602 |



DISTRIBUCIÓN DE GASOLINAS Y DIESEL

DETERMINACIÓN DEL FONDO NIVEL AGUA 5% (V)




9,736,015






486,801




JULIO SEPTIEMBRE DE 2019

| NO. | MUNICIPIO | DERECHOS DE AGUA 2018 (A) | DINAMICA DE CRECIMIENTO B=(A/A) | FACTOR DE DISTRIBUCIÓN C=B/TOTALB | PARTICIPACIÓN D=C*F5 |
|----------------|--------------------------|---------------------------------|---------------------------------------|---|-------------------------|
| 1.- | ACUAMANALA DE M. H. | 381,588 | 0.0021 | 0.211101% | 1,028 |
| 2.- | ATLTZAYANCA | 703,534 | 0.0039 | 0.389207% | 1,895 |
| 3.- | AMAXAC DE GRO. | 640,103 | 0.0035 | 0.354116% | 1,724 |
| 4.- | APETATITLAN DE A. C. | 2,968,309 | 0.0164 | 1.642117% | 7,994 |
| 5.- | APIZACO | 36,822,375 | 0.2037 | 20.370744% | 99,165 |
| 6.- | ATLANGATEPEC | 704,798 | 0.0039 | 0.389906% | 1,898 |
| 7.- | BENITO JUAREZ | 535,500 | 0.0030 | 0.296247% | 1,442 |
| 8.- | CALPULALPAN | 6,359,469 | 0.0352 | 3.518163% | 17,126 |
| 9.- | CHIAUTEMPAN | 15,735,207 | 0.0870 | 8.704975% | 42,376 |
| 10.- | CONTLA DE J. C. | 1,245,648 | 0.0069 | 0.689113% | 3,355 |
| 11.- | CUAPIAXTLA | 777,809 | 0.0043 | 0.430297% | 2,095 |
| 12.- | CUAXOMULCO | 708,621 | 0.0039 | 0.392021% | 1,908 |
| 13.- | EL CARMEN TEQUEXQUITLA | 465,760 | 0.0026 | 0.257666% | 1,254 |
| 14.- | EMILIANO ZAPATA | 207,044 | 0.0011 | 0.114540% | 558 |
| 15.- | ESPAÑITA | 1,146,566 | 0.0063 | 0.634299% | 3,088 |
| 16.- | HUAMANTLA | 21,181,913 | 0.1172 | 11.718183% | 57,044 |
| 17.- | HUEYOTLIPAN | 738,995 | 0.0041 | 0.408824% | 1,990 |
| 18.- | IXTACUIXTLA DE M. M. | 305,658 | 0.0017 | 0.169095% | 823 |
| 19.- | IXTENCO | 571,990 | 0.0032 | 0.316434% | 1,540 |
| 20.- | LA MAGDALENA TLALTELULCO | 1,137,493 | 0.0063 | 0.629280% | 3,063 |
| 21.- | LAZARO CARDENAS | 104,996 | 0.0006 | 0.058086% | 283 |
| 22.- | MAZATECOCHCO DE J. M. M. | 699,500 | 0.0039 | 0.386975% | 1,884 |
| 23.- | MUÑOZ DE D. A. | 87,103 | 0.0005 | 0.048187% | 235 |
| 24.- | NANACAMILPA DE M. A. | 3,074,889 | 0.0170 | 1.701079% | 8,281 |
| 25.- | NATIVITAS | 1,398,762 | 0.0077 | 0.773818% | 3,767 |
| 26.- | PANOTLA | 1,952,626 | 0.0108 | 1.080225% | 5,259 |
| 27.- | PAPALOTLA DE X. | 1,153,687 | 0.0064 | 0.638239% | 3,107 |
| 28.- | SANCTORUM DE L. C. | 401,207 | 0.0022 | 0.221954% | 1,080 |
| 29.- | SAN DAMIAN TEXOLOCO | 596,818 | 0.0033 | 0.330170% | 1,607 |
| 30.- | SAN FCO. TETLANOHCAN | 1,359,732 | 0.0075 | 0.752226% | 3,662 |
| 31.- | SAN JERONIMO ZACUALPAN | 248,852 | 0.0014 | 0.137669% | 670 |
| 32.- | SAN JOSE TEACALCO | 571,722 | 0.0032 | 0.316286% | 1,540 |
| 33.- | SAN JUAN HUACTZINCO | 350,645 | 0.0019 | 0.193983% | 944 |
| 34.- | SAN LORENZO AXOCOMANITLA | 231,707 | 0.0013 | 0.128184% | 624 |
| 35.- | SAN LUCAS TECOPILCO | 564,735 | 0.0031 | 0.312421% | 1,521 |
| 36.- | SAN PABLO DEL MONTE | 6,414,522 | 0.0355 | 3.548619% | 17,275 |
| 37.- | SANTA ANA NOPALUCAN | 443,350 | 0.0025 | 0.245269% | 1,194 |
| 38.- | SANTA APOLONIA TEACALCO | 856,400 | 0.0047 | 0.473775% | 2,306 |
| 39.- | SANTA CATARINA AYOMETLA | 297,332 | 0.0016 | 0.164489% | 801 |
| 40.- | SANTA CRUZ QUILEHTLA | 188,682 | 0.0010 | 0.104382% | 508 |
| 41.- | SANTA CRUZ TLAXCALA | 856,948 | 0.0047 | 0.474078% | 2,308 |
| 42.- | SANTA ISABEL XILOXOXTLA | 801,542 | 0.0044 | 0.443426% | 2,159 |
| 43.- | TENANCINGO | 571,926 | 0.0032 | 0.316399% | 1,540 |
| 44.- | TEOLOCHOLCO | 1,218,872 | 0.0067 | 0.674300% | 3,282 |
| 45.- | TEPETITLA DE LARDIZABAL | 555,688 | 0.0031 | 0.307416% | 1,497 |
| 46.- | TEPEYANCO | 249,060 | 0.0014 | 0.137784% | 671 |
| 47.- | TERRENATE | 652,073 | 0.0036 | 0.360738% | 1,756 |
| 48.- | TETLA DE LA SOLIDARIDAD | 1,995,504 | 0.0110 | 1.103946% | 5,374 |
| 49.- | TETLATLAHUCA | 469,751 | 0.0026 | 0.259874% | 1,265 |
| 50.- | TLAXCALA | 42,701,762 | 0.2362 | 23.623317% | 114,998 |
| 51.- | TLAXCO | 1,231,491 | 0.0068 | 0.681281% | 3,316 |
| 52.- | TOCATLÁN | 291,996 | 0.0016 | 0.161537% | 786 |
| 53.- | TOTOLAC | 1,247,814 | 0.0069 | 0.690311% | 3,360 |
| 54.- | TZOMPANTEPEC | 1,181,735 | 0.0065 | 0.653755% | 3,182 |
| 55.- | XALOZTOC | 935,710 | 0.0052 | 0.517650% | 2,520 |
| 56.- | XALTOCAN | 1,281,812 | 0.0071 | 0.709119% | 3,452 |
| 57.- | XICHTZINCO | 1,188,112 | 0.0066 | 0.657283% | 3,200 |
| 58.- | YAUHUQUEMEHCAN | 3,392,709 | 0.0188 | 1.876902% | 9,137 |
| 59.- | ZACATELCO | 5,507,602 | 0.0305 | 3.046896% | 14,832 |
| 60.- | ZITLALTEPEC DE T. S. S. | 93,319 | 0.0005 | 0.051626% | 251 |
| TOTALES | | 180,761,073 | 1.0000 | 100.000000% | 486,801 |

|   | | TOTAL GASOLINAS Y DIESEL JULIO SEPTIEMBRE DE 2019 | | | | |  |
|---|---------------------------|--|-----------------------------|----------------------------|---------------------------|----------------------------------|---|
| MUNICIPIO | PARTICIPACION FONDO I (A) | PARTICIPACION FONDO II (B) | PARTICIPACION FONDO III (C) | PARTICIPACION FONDO IV (D) | PARTICIPACION FONDO V (E) | TOTAL A DISTRIB. DE JUL-SEP 2019 | |
| 1.- ACUAMANALA DE M. H. | 31,724 | 26,267 | 3,297 | 55,308 | 1,028 | 117,624 | |
| 2.- ATLTZAYANCA | 91,949 | 11,492 | 3,277 | 26,487 | 1,895 | 135,101 | |
| 3.- AMAXAC DE GRO. | 59,668 | 14,750 | 2,570 | 14,449 | 1,724 | 93,161 | |
| 4.- APETATITLAN DE A. C. | 81,766 | 14,757 | 7,938 | 16,300 | 7,994 | 128,755 | |
| 5.- APIZACO | 420,977 | 17,378 | 103,739 | 16,236 | 99,165 | 657,495 | |
| 6.- ATLANGATEPEC | 35,322 | 19,717 | 1,610 | 46,942 | 1,898 | 105,489 | |
| 7.- BENITO JUAREZ | 32,329 | 18,193 | 644 | 15,340 | 1,442 | 67,949 | |
| 8.- CALPULALPAN | 259,068 | 22,136 | 20,508 | 10,672 | 17,126 | 329,512 | |
| 9.- CHIAUTEMPAN | 374,860 | 13,307 | 16,502 | 15,958 | 42,376 | 463,004 | |
| 10.- CONTLA DE J. C. | 205,230 | 15,175 | 3,427 | 18,077 | 3,355 | 245,263 | |
| 11.- CUAPIAXTLA | 82,119 | 11,234 | 1,230 | 15,593 | 2,095 | 112,270 | |
| 12.- CUAXOMULCO | 28,228 | 14,873 | 1,200 | 12,565 | 1,908 | 58,774 | |
| 13.- EL CARMEN TEQUEXQUITLA | 92,410 | 11,369 | 2,508 | 8,905 | 1,254 | 116,447 | |
| 14.- EMILIANO ZAPATA | 24,421 | 23,627 | 607 | 14,497 | 558 | 63,709 | |
| 15.- ESPAÑITA | 46,411 | 13,010 | 1,279 | 15,641 | 3,088 | 79,429 | |
| 16.- HUAMANTLA | 497,345 | 21,811 | 38,341 | 12,005 | 57,044 | 626,547 | |
| 17.- HUEYOTLIPAN | 78,039 | 12,303 | 1,316 | 4,632 | 1,990 | 98,280 | |
| 18.- IXTACUIXTLA DE M. M. | 205,198 | 19,105 | 9,479 | 13,826 | 823 | 248,432 | |
| 19.- IXTENCO | 37,908 | 7,448 | 472 | 6,158 | 1,540 | 53,527 | |
| 20.- LA MAGDALENA TLALTELULCO | 101,052 | 16,079 | 4,130 | 15,061 | 3,063 | 139,386 | |
| 21.- LAZARO CARDENAS | 16,614 | 10,747 | 226 | 7,504 | 283 | 35,374 | |
| 22.- MAZATECOCHCO DE J. M. M. | 58,367 | 14,603 | 973 | 12,250 | 1,884 | 88,077 | |
| 23.- MUÑOZ DE D. A. | 25,053 | 10,340 | 371 | 8,686 | 235 | 44,685 | |
| 24.- NANACAMILPA DE M. A. | 96,993 | 26,151 | 9,484 | 11,796 | 8,281 | 152,704 | |
| 25.- NATIVITAS | 134,141 | 16,871 | 2,152 | 18,664 | 3,767 | 175,595 | |
| 26.- PANOTLA | 145,391 | 19,437 | 8,874 | 18,203 | 5,259 | 197,164 | |
| 27.- PAPALOTLA DE X. | 162,578 | 14,272 | 13,809 | 16,100 | 3,107 | 209,867 | |
| 28.- SANCTORUM DE L. C. | 50,812 | 14,452 | 1,880 | 13,603 | 1,080 | 81,827 | |
| 29.- SAN DAMIAN TEXOLOC | 29,818 | 21,541 | 738 | 14,670 | 1,607 | 68,374 | |
| 30.- SAN FCO. TETLANOHCAN | 58,415 | 17,312 | 649 | 19,766 | 3,662 | 99,804 | |
| 31.- SAN JERONIMO ZACUALPAN | 20,170 | 19,214 | 336 | 16,126 | 670 | 56,515 | |
| 32.- SAN JOSE TEACALCO | 31,714 | 19,232 | 405 | 15,735 | 1,540 | 68,626 | |
| 33.- SAN JUAN HUACTZINCO | 40,216 | 16,511 | 720 | 14,676 | 944 | 73,067 | |
| 34.- SAN LORENZO AXOCOMANITLA | 30,080 | 14,364 | 521 | 16,053 | 624 | 61,642 | |
| 35.- SAN LUCAS TECOPILCO | 16,764 | 19,718 | 870 | 22,689 | 1,521 | 61,562 | |
| 36.- SAN PABLO DEL MONTE | 413,577 | 19,352 | 5,913 | 14,622 | 17,275 | 470,739 | |
| 37.- SANTA ANA NOPALUCAN | 41,619 | 9,102 | 305 | 16,139 | 1,194 | 68,359 | |
| 38.- SANTA APOLONIA TEACALCO | 24,410 | 15,656 | 218 | 16,646 | 2,306 | 59,237 | |
| 39.- SANTA CATARINA AYOMETLA | 47,209 | 10,991 | 560 | 15,566 | 801 | 75,126 | |
| 40.- SANTA CRUZ QUILEHTLA | 38,385 | 6,773 | 447 | 5,538 | 508 | 51,652 | |
| 41.- SANTA CRUZ TLAXCALA | 108,382 | 13,525 | 7,026 | 21,529 | 2,308 | 152,769 | |
| 42.- SANTA ISABEL XILOXOTLA | 26,729 | 25,960 | 2,353 | 13,637 | 2,159 | 70,838 | |
| 43.- TENANCINGO | 68,717 | 15,429 | 1,889 | 16,497 | 1,540 | 104,072 | |
| 44.- TEOLOCHOLCO | 130,538 | 18,727 | 5,687 | 11,026 | 3,282 | 169,261 | |
| 45.- TEPETITLA DE LARDIZABAL | 112,762 | 16,460 | 2,623 | 14,956 | 1,497 | 148,297 | |
| 46.- TEPEYANCO | 64,503 | 14,102 | 1,839 | 11,952 | 671 | 93,067 | |
| 47.- TERRENATE | 78,955 | 12,064 | 1,252 | 12,427 | 1,756 | 106,454 | |
| 48.- TETLA DE LA SOLIDARIDAD | 174,620 | 16,955 | 24,777 | 17,599 | 5,374 | 239,324 | |
| 49.- TETLATLAHUCA | 71,823 | 20,660 | 478 | 14,796 | 1,265 | 109,022 | |
| 50.- TLAXCALA | 508,932 | 17,469 | 99,929 | 14,151 | 114,998 | 755,480 | |
| 51.- TLAXCO | 227,751 | 17,015 | 7,147 | 14,512 | 3,316 | 269,741 | |
| 52.- TOCATLÁN | 31,285 | 13,808 | 677 | 15,075 | 786 | 61,632 | |
| 53.- TOTOLAC | 116,799 | 15,477 | 7,846 | 18,272 | 3,360 | 161,755 | |
| 54.- TZOMPANTEPEC | 87,591 | 12,838 | 2,598 | 19,848 | 3,182 | 126,058 | |
| 55.- XALOZTOC | 127,995 | 15,116 | 7,663 | 10,244 | 2,520 | 163,537 | |
| 56.- XALTOCAN | 54,951 | 17,936 | 3,707 | 39,310 | 3,452 | 119,356 | |
| 57.- XICOHTZINCO | 72,974 | 25,996 | 9,914 | 19,897 | 3,200 | 131,981 | |
| 58.- YAUHQUEMEHCAN | 205,048 | 15,955 | 18,423 | 14,719 | 9,137 | 263,282 | |
| 59.- ZACATELCO | 228,554 | 15,030 | 6,428 | 14,748 | 14,832 | 279,592 | |
| 60.- ZITLALTEPEC DE T. S. S. | 47,948 | 12,411 | 1,019 | 8,719 | 251 | 70,348 | |
| TOTAL: | 6,815,211 | 973,602 | 486,801 | 973,602 | 486,801 | 9,736,015 | |

|   | | CONCILIACION DE PARTICIPACIONES A MUNICIPIOS JUL-SEP 2019 | | | |  | |
|---|--------------------------|---|-------------------------------------|---------------------|--------------|---|--|
| NO. | MUNICIPIO | TOTAL DE PARTICIPACIONES FORMULA | TOTAL DE PARTICIPACIONES CALENDARIO | AJUSTE JUL SEP 2019 | % | | |
| 1.- | ACUAMANALA DE M. H. | 117,624 | 63,033 | 54,591 | 86.61% | | |
| 2.- | ATLTZAYANCA | 135,101 | 191,617 | -56,516 | -29.49% | | |
| 3.- | AMAXAC DE GRO. | 93,161 | 89,829 | 3,332 | 3.71% | | |
| 4.- | APETATITLAN DE A. C. | 128,755 | 129,107 | -353 | -0.27% | | |
| 5.- | APIZACO | 657,495 | 614,619 | 42,877 | 6.98% | | |
| 6.- | ATLANGATEPEC | 105,489 | 61,666 | 43,823 | 71.06% | | |
| 7.- | BENITO JUAREZ | 67,949 | 57,044 | 10,905 | 19.12% | | |
| 8.- | CALPULALPAN | 329,512 | 308,934 | 20,578 | 6.66% | | |
| 9.- | CHIAUTEMPAN | 463,004 | 440,905 | 22,099 | 5.01% | | |
| 10.- | CONTLA DE J. C. | 245,263 | 237,662 | 7,601 | 3.20% | | |
| 11.- | CUAPIAXTLA | 112,270 | 101,830 | 10,440 | 10.25% | | |
| 12.- | CUAXOMULCO | 58,774 | 86,073 | -27,300 | -31.72% | | |
| 13.- | EL CARMEN TEQUEXQUITLA | 116,447 | 125,931 | -9,484 | -7.53% | | |
| 14.- | EMILIANO ZAPATA | 63,709 | 48,287 | 15,422 | 31.94% | | |
| 15.- | ESPAÑITA | 79,429 | 108,073 | -28,644 | -26.50% | | |
| 16.- | HUAMANTLA | 626,547 | 598,857 | 27,690 | 4.62% | | |
| 17.- | HUEYOTLIPAN | 98,280 | 109,122 | -10,842 | -9.94% | | |
| 18.- | IXTACUIXTLA DE M. M. | 248,432 | 226,556 | 21,876 | 9.66% | | |
| 19.- | IXTENCO | 53,527 | 61,404 | -7,877 | -12.83% | | |
| 20.- | LA MAGDALENA TLALTELULCO | 139,386 | 134,139 | 5,247 | 3.91% | | |
| 21.- | LAZARO CARDENAS | 35,374 | 58,863 | -23,489 | -39.90% | | |
| 22.- | MAZATECOCHCO DE J. M. M. | 88,077 | 94,824 | -6,747 | -7.12% | | |
| 23.- | MUNOZ DE D. A. | 44,685 | 37,192 | 7,493 | 20.15% | | |
| 24.- | NANACAMILPA DE M. A. | 152,704 | 141,160 | 11,544 | 8.18% | | |
| 25.- | NATIVITAS | 175,595 | 222,008 | -46,412 | -20.91% | | |
| 26.- | PANOTLA | 197,164 | 187,838 | 9,326 | 4.96% | | |
| 27.- | PAPALOTLA DE X. | 209,867 | 197,443 | 12,424 | 6.29% | | |
| 28.- | SANCTORUM DE L. C. | 81,827 | 76,072 | 5,755 | 7.57% | | |
| 29.- | SAN DAMIAN TEXOLOC | 68,374 | 62,084 | 6,290 | 10.13% | | |
| 30.- | SAN FCO. TETLANOHCAN | 99,804 | 82,156 | 17,648 | 21.48% | | |
| 31.- | SAN JERONIMO ZACUALPAN | 56,515 | 35,281 | 21,234 | 60.18% | | |
| 32.- | SAN JOSE TEACALCO | 68,626 | 49,660 | 18,966 | 38.19% | | |
| 33.- | SAN JUAN HUACZINCO | 73,067 | 64,589 | 8,478 | 13.13% | | |
| 34.- | SAN LORENZO AXOCOMANITLA | 61,642 | 56,533 | 5,109 | 9.04% | | |
| 35.- | SAN LUCAS TECOPILO | 61,562 | 54,150 | 7,412 | 13.69% | | |
| 36.- | SAN PABLO DEL MONTE | 470,739 | 440,874 | 29,865 | 6.77% | | |
| 37.- | SANTA ANA NOPALUCAN | 68,359 | 98,409 | -30,049 | -30.54% | | |
| 38.- | SANTA APOLONIA TEACALCO | 59,237 | 94,323 | -35,086 | -37.20% | | |
| 39.- | SANTA CATARINA AYOMETLA | 75,126 | 74,193 | 933 | 1.26% | | |
| 40.- | SANTA CRUZ QUILEHTLA | 51,652 | 88,899 | -37,247 | -41.90% | | |
| 41.- | SANTA CRUZ TLAXCALA | 152,769 | 147,204 | 5,565 | 3.78% | | |
| 42.- | SANTA ISABEL XILOXOTLA | 70,838 | 55,699 | 15,139 | 27.18% | | |
| 43.- | TENANCINGO | 104,072 | 103,443 | 629 | 0.61% | | |
| 44.- | TEOLOCHOLCO | 169,261 | 158,065 | 11,196 | 7.08% | | |
| 45.- | TEPETITLA DE LARDIZABAL | 148,297 | 137,995 | 10,302 | 7.47% | | |
| 46.- | TEPEYANCO | 93,067 | 92,537 | 530 | 0.57% | | |
| 47.- | TERRENATE | 106,454 | 155,442 | -48,989 | -31.52% | | |
| 48.- | TETLA DE LA SOLIDARIDAD | 239,324 | 216,120 | 23,205 | 10.74% | | |
| 49.- | TETLATLAHUCA | 109,022 | 87,972 | 21,050 | 23.93% | | |
| 50.- | TLAXCALA | 755,480 | 715,279 | 40,201 | 5.62% | | |
| 51.- | TLAXCO | 269,741 | 250,957 | 18,784 | 7.48% | | |
| 52.- | TOCATLÁN | 61,632 | 56,456 | 5,176 | 9.17% | | |
| 53.- | TOTOLAC | 161,755 | 142,693 | 19,061 | 13.36% | | |
| 54.- | TZOMPANTEPEC | 126,058 | 106,575 | 19,483 | 18.28% | | |
| 55.- | XALOZTOC | 163,537 | 155,794 | 7,744 | 4.97% | | |
| 56.- | XALTOCAN | 119,356 | 67,123 | 52,233 | 77.82% | | |
| 57.- | XICOHTZINCO | 131,981 | 97,754 | 34,227 | 35.01% | | |
| 58.- | YAUHQUEMEHCAN | 263,282 | 252,644 | 10,638 | 4.21% | | |
| 59.- | ZACATELCO | 279,592 | 262,000 | 17,592 | 6.71% | | |
| 60.- | ZITLALTEPEC DE T. S. S. | 70,348 | 71,949 | -1,601 | -2.23% | | |
| TOTAL | | 9,736,015 | 9,344,941 | 391,074 | 4.18% | | |

SEXTO. De conformidad con el numeral 5, fracción III de los Lineamientos para la Publicación de la Información a que se refiere el artículo 6 de la Ley de Coordinación Fiscal, se da a conocer el resumen del ajuste trimestral de participaciones a municipios por el periodo julio-septiembre de 2019, considerando las Participaciones Federales y Estatales, Fondo de Compensación e Incentivo a la Venta Final de Gasolinas y Diésel.

|   | | CONCILIACIÓN DE PARTICIPACIONES, FOCO Y GASOLINAS Y DIESEL A MUNICIPIOS JUL-SEP 2019 | | |  | |
|---|--------------------------|--|---------------------------------|---|---|--|
| NO. | MUNICIPIO | 3ER AJUSTE TRIMESTRAL PARTICIPACIONES 2019 | 3ER AJUSTE TRIMESTRAL FOCO 2019 | 3ER AJUSTE TRIMESTRAL GASOLINAS Y DIESEL 2019 | TOTAL TERCER AJUSTE TRIMESTRAL 2019 | |
| 1.- | ACUAMANALA DE M. H. | 78,414 | 123,389 | 54,591 | 256,394 | |
| 2.- | ATLTZAYANCA | 50,072 | -179,977 | -56,516 | -186,421 | |
| 3.- | AMAXAC DE GRO. | 38,526 | -9,954 | 3,332 | 31,904 | |
| 4.- | APETATITLAN DE A. C. | 50,462 | -27,135 | -353 | 22,974 | |
| 5.- | APIZACO | 213,369 | -18,010 | 42,877 | 238,235 | |
| 6.- | ATLANGATEPEC | 65,120 | 96,800 | 43,823 | 205,742 | |
| 7.- | BENITO JUAREZ | 36,318 | 15,608 | 10,905 | 62,830 | |
| 8.- | CALPULALPAN | 86,727 | -11,483 | 20,578 | 95,822 | |
| 9.- | CHIAUTEMPAN | 110,043 | -34,525 | 22,099 | 97,617 | |
| 10.- | CONTLA DE J. C. | 61,658 | -29,366 | 7,601 | 39,893 | |
| 11.- | CUAPIAXTLA | 38,657 | 5,341 | 10,440 | 54,438 | |
| 12.- | CUAXOMULCO | 30,687 | -85,618 | -27,300 | -82,231 | |
| 13.- | EL CARMEN TEQUEXQUITLA | 34,930 | -49,273 | -9,484 | -23,826 | |
| 14.- | EMILIANO ZAPATA | 38,272 | 28,659 | 15,422 | 82,353 | |
| 15.- | ESPAÑITA | 35,931 | -93,445 | -28,644 | -86,158 | |
| 16.- | HUAMANTLA | 150,970 | -52,697 | 27,690 | 125,963 | |
| 17.- | HUEYOTLIPAN | 29,581 | -49,243 | -10,842 | -30,504 | |
| 18.- | IXTACUIXTLA DE M. M. | 63,278 | 8,508 | 21,876 | 93,662 | |
| 19.- | IXTENCO | 19,856 | -32,140 | -7,877 | -20,161 | |
| 20.- | LA MAGDALENA TLALTELULCO | 47,735 | -14,188 | 5,247 | 38,794 | |
| 21.- | LAZARO CARDENAS | 19,167 | -70,576 | -23,489 | -74,898 | |
| 22.- | MAZATECOCHCO DE J. M. M. | 35,350 | -36,118 | -6,747 | -7,516 | |
| 23.- | MUÑOZ DE D. A. | 21,719 | 11,132 | 7,493 | 40,344 | |
| 24.- | NANACAMILPA DE M. A. | 59,464 | 97 | 11,544 | 71,105 | |
| 25.- | NATIVITAS | 54,020 | -160,949 | -46,412 | -153,341 | |
| 26.- | PANOTLA | 62,896 | -14,930 | 9,326 | 57,292 | |
| 27.- | PAPALOTLA DE X. | 60,462 | -9,155 | 12,424 | 63,731 | |
| 28.- | SANCTORUM DE L. C. | 35,153 | -1,111 | 5,755 | 39,797 | |
| 29.- | SAN DAMIAN TEXOLOC | 38,110 | 3,069 | 6,290 | 47,469 | |
| 30.- | SAN FCO. TETLANOHCAN | 44,680 | 27,325 | 17,648 | 89,653 | |
| 31.- | SAN JERONIMO ZACUALPAN | 34,603 | 45,805 | 21,234 | 101,641 | |
| 32.- | SAN JOSE TEACALCO | 37,143 | 37,223 | 18,966 | 93,332 | |
| 33.- | SAN JUAN HUACTZINCO | 35,417 | 8,018 | 8,478 | 51,913 | |
| 34.- | SAN LORENZO AXOCOMANITLA | 32,784 | 1,252 | 5,109 | 39,145 | |
| 35.- | SAN LUCAS TECOPILCO | 41,083 | 7,481 | 7,412 | 55,976 | |
| 36.- | SAN PABLO DEL MONTE | 95,511 | -15,140 | 29,865 | 110,236 | |
| 37.- | SANTA ANA NOPALUCAN | 30,279 | -94,987 | -30,049 | -94,757 | |
| 38.- | SANTA APOLONIA TEACALCO | 34,157 | -106,724 | -35,086 | -107,653 | |
| 39.- | SANTA CATARINA AYOMETLA | 32,255 | -12,759 | 933 | 20,430 | |
| 40.- | SANTA CRUZ QUILEHTLA | 18,693 | -111,012 | -37,247 | -129,566 | |
| 41.- | SANTA CRUZ TLAXCALA | 53,504 | -16,050 | 5,565 | 43,019 | |
| 42.- | SANTA ISABEL XILOXOTLA | 42,124 | 26,447 | 15,139 | 83,710 | |
| 43.- | TENANCINGO | 41,388 | -19,467 | 629 | 22,550 | |
| 44.- | TEOLOCHOLCO | 51,491 | -4,210 | 11,196 | 58,477 | |
| 45.- | TEPETITLA DE LARDIZABAL | 47,550 | -2,358 | 10,302 | 55,494 | |
| 46.- | TEPEYANCO | 35,396 | -17,495 | 530 | 18,431 | |
| 47.- | TERRENATE | 36,227 | -153,840 | -48,989 | -166,601 | |
| 48.- | TETLA DE LA SOLIDARIDAD | 74,531 | 13,947 | 23,205 | 111,682 | |
| 49.- | TETLATLAHUCA | 43,901 | 34,631 | 21,050 | 99,582 | |
| 50.- | TLAXCALA | 228,652 | -45,155 | 40,201 | 223,697 | |
| 51.- | TLAXCO | 64,524 | -4,168 | 18,784 | 79,140 | |
| 52.- | TOCATLÁN | 31,769 | 1,432 | 5,176 | 38,378 | |
| 53.- | TOTOLAC | 53,898 | 18,540 | 19,061 | 91,499 | |
| 54.- | TZOMPANTEPEC | 45,421 | 26,937 | 19,483 | 91,840 | |
| 55.- | XALOZTOC | 47,780 | -12,361 | 7,744 | 43,163 | |
| 56.- | XALTOCAN | 63,080 | 116,674 | 52,233 | 231,986 | |
| 57.- | XICOHTZINCO | 60,305 | 65,519 | 34,227 | 160,051 | |
| 58.- | YAUHQUEMEHCAN | 73,486 | -24,835 | 10,638 | 59,289 | |
| 59.- | ZACATELCO | 70,350 | -9,388 | 17,592 | 78,554 | |
| 60.- | ZITLALTEPEC DE T. S. S. | 27,695 | -18,627 | -1,601 | 7,467 | |
| TOTAL | | 3,296,622 | -924,635 | 391,074 | 2,763,061 | |


SEPTIMO. De conformidad con el numeral 5, fracción III inciso f) y g) de los Lineamientos para la Publicación de la Información a que se refiere el artículo 6 de la Ley de Coordinación Fiscal, se da a conocer el resumen del ajuste trimestral de participaciones a municipios por el periodo julio-septiembre de 2019, considerando las Participaciones Federales y Estatales, Fondo de Compensación e Incentivo a la Venta Final de Gasolinas y Diésel, definitivas del periodo julio-septiembre de 2019

| ANEXO VI | | | |
|--|---|---|------------------|
| SALDOS DERIVADOS DEL AJUSTE DE PARTICIPACIONES FEDERALES Y ESTATALES DEL PERIODO JULIO-SEPTIEMBRE 2019 | | | |
| MUNICIPIO | TOTAL DE PARTICIPACIONES FEDERALES Y ESTATALES PROVISIONALES JUL-SEP 2019 | TOTAL DE PARTICIPACIONES FEDERALES Y ESTATALES DEFINITIVAS JUL-SEP 2019 | SALDO TOTAL |
| ACUAMANALA DE M. H. | 4,241,590 | 4,497,983 | 256,394 |
| ATLTZAYANCA | 7,868,948 | 7,682,526 | -186,421 |
| AMAXAC DE GRO. | 5,334,497 | 5,366,401 | 31,904 |
| APETATITLAN DE A. C. | 6,899,031 | 6,922,006 | 22,974 |
| APIZACO | 28,941,047 | 29,179,282 | 238,235 |
| ATLANGATEPEC | 5,438,146 | 5,643,889 | 205,742 |
| BENITO JUAREZ | 4,303,712 | 4,366,542 | 62,830 |
| CALPULALPAN | 14,406,235 | 14,502,057 | 95,822 |
| CHIAUTEMPAN | 19,297,064 | 19,394,682 | 97,617 |
| CONTLA DE J. C. | 10,628,083 | 10,667,976 | 39,893 |
| CUAPIAXTLA | 6,523,136 | 6,577,574 | 54,438 |
| CUAXOMULCO | 4,944,379 | 4,862,148 | -82,231 |
| EL CARMEN TEQUXQUITLA | 6,806,618 | 6,782,792 | -23,826 |
| EMILIANO ZAPATA | 3,852,938 | 3,935,291 | 82,353 |
| ESPAÑITA | 5,116,986 | 5,030,829 | -86,158 |
| HUAMANTLA | 24,417,405 | 24,543,367 | 125,963 |
| HUEYOTLIPAN | 6,569,050 | 6,538,546 | -30,504 |
| IXTACUIXTLA DE M. M. | 11,143,153 | 11,236,815 | 93,662 |
| IXTENCO | 5,170,306 | 5,150,145 | -20,161 |
| LA MAGDALENA TLALTELULCO | 6,956,955 | 6,995,750 | 38,794 |
| LAZARO CARDENAS | 4,273,682 | 4,198,784 | -74,898 |
| MAZATECOCHCO DE J. M. M. | 5,335,754 | 5,328,238 | -7,516 |
| MUÑOZ DE D. A. | 4,019,547 | 4,059,891 | 40,344 |
| NANACAMILPA DE M. A. | 7,550,530 | 7,621,635 | 71,105 |
| NATIVITAS | 9,123,941 | 8,970,600 | -153,341 |
| PANOTLA | 9,147,260 | 9,204,552 | 57,292 |
| PAPALOTLA DE X. | 9,976,850 | 10,040,580 | 63,731 |
| SANCTORUM DE L. C. | 5,155,421 | 5,195,219 | 39,797 |
| SAN DAMIAN TEXOLOC | 4,518,980 | 4,566,449 | 47,469 |
| SAN FCO. TETLANOHCAN | 5,618,135 | 5,707,787 | 89,653 |
| SAN JERONIMO ZACUALPAN | 4,346,004 | 4,447,646 | 101,641 |
| SAN JOSE TEACALCO | 4,496,506 | 4,589,839 | 93,332 |
| SAN JUAN HUACTZINCO | 4,559,755 | 4,611,669 | 51,913 |
| SAN LORENZO AXOCOMANITLA | 4,065,822 | 4,104,967 | 39,145 |
| SAN LUCAS TECOPILCO | 3,893,585 | 3,949,560 | 55,976 |
| SAN PABLO DEL MONTE | 17,764,485 | 17,874,721 | 110,236 |
| SANTA ANA NOPALUCAN | 4,992,135 | 4,897,378 | -94,757 |
| SANTA APOLONIA TEACALCO | 4,170,080 | 4,062,427 | -107,653 |
| SANTA CATARINA AYOMETLA | 5,013,424 | 5,033,854 | 20,430 |
| SANTA CRUZ QUILEHTLA | 4,562,300 | 4,432,734 | -129,566 |
| SANTA CRUZ TLAXCALA | 7,175,889 | 7,218,908 | 43,019 |
| SANTA ISABEL XILOXOTLA | 4,071,379 | 4,155,089 | 83,710 |
| TENANCINGO | 5,862,723 | 5,885,273 | 22,550 |
| TEOLOCHOLCO | 7,973,771 | 8,032,247 | 58,477 |
| TEPETITLA DE LARDIZABAL | 7,195,243 | 7,250,737 | 55,494 |
| TEPEYANCO | 5,481,922 | 5,500,353 | 18,431 |
| TERRENATE | 6,416,553 | 6,249,952 | -166,601 |
| TETLA DE LA SOLIDARIDAD | 10,216,735 | 10,328,418 | 111,682 |
| TETLATLAHUCA | 5,686,025 | 5,785,607 | 99,582 |
| TLAXCALA | 33,450,752 | 33,674,449 | 223,697 |
| TLAXCO | 12,181,507 | 12,260,647 | 79,140 |
| TOCATLAN | 4,281,098 | 4,319,476 | 38,378 |
| TOTOLAC | 8,329,749 | 8,421,249 | 91,499 |
| TZOMPANTEPEC | 7,423,082 | 7,514,923 | 91,840 |
| XALOZTOC | 8,411,543 | 8,454,706 | 43,163 |
| XALTOCAN | 5,526,691 | 5,758,678 | 231,986 |
| XICOHTEZINCO | 6,033,128 | 6,193,179 | 160,051 |
| YAUHQUEMEHCAN | 10,710,005 | 10,769,294 | 59,289 |
| ZACATELCO | 12,365,338 | 12,443,892 | 78,554 |
| ZITLALTEPEC DE T. S. S. | 5,058,198 | 5,065,665 | 7,467 |
| TOTAL | 485,294,811 | 488,057,872 | 2,763,061 |

SALDO DEL AJUSTE TRIMESTRAL DE PARTICIPACIONES A MUNICIPIOS DEL PERIODO JULIO-SEPTIEMBRE DE 2019 POR FONDO

| MUNICIPIO | FGP | FFM | FOFIE | IEPS | TENENCIA | ISAN COMPENSACION | ISAN | DIV. Y ESPECT. PUB | RIFAS SORTEOS | TENENCIA ESTATAL | NOMINAS | HOSPEDAJE | FOCO | GASOLINAS Y DIESEL | TOTAL |
|--------------------------|-------------------|-------------------|------------------|------------------|----------|-------------------|-----------------|--------------------|---------------|------------------|------------------|--------------|-----------------|--------------------|------------------|
| ACUAMANALA DE M. H. | -98,862 | -70,948 | 142,795 | 28,176 | 0 | -180 | -7,356 | 609 | -131 | -1,384 | 85,640 | 55 | 123,389 | 54,591 | 256,394 |
| ATLZAYANCA | -63,129 | -45,304 | 91,183 | 17,992 | 0 | -115 | -4,697 | 389 | -84 | -884 | 54,686 | 35 | -179,977 | -56,516 | -186,421 |
| AMAXAC DE GRO. | -48,573 | -34,858 | 70,158 | 13,843 | 0 | -89 | -3,614 | 299 | -65 | -680 | 42,077 | 27 | -9,954 | 3,332 | 31,904 |
| APETATITLAN DE A. C. | -63,622 | -45,658 | 91,894 | 18,132 | 0 | -116 | -4,734 | 392 | -85 | -891 | 55,113 | 35 | -27,135 | -353 | 22,974 |
| APIZACO | -269,009 | -193,053 | 388,555 | 76,668 | 0 | -490 | -20,016 | 1,656 | -358 | -3,766 | 233,033 | 149 | -18,010 | 42,877 | 238,235 |
| ATLANGATEPEC | -82,101 | -58,919 | 118,586 | 23,399 | 0 | -150 | -6,109 | 505 | -109 | -1,149 | 71,121 | 45 | 96,800 | 43,823 | 205,742 |
| BENITO JUAREZ | -45,789 | -32,860 | 66,137 | 13,050 | 0 | -83 | -3,407 | 282 | -61 | -641 | 39,665 | 25 | 15,608 | 10,905 | 62,830 |
| CALPULALPAN | -109,343 | -78,469 | 157,934 | 31,163 | 0 | -199 | -8,136 | 673 | -145 | -1,531 | 94,720 | 61 | -11,483 | 20,578 | 95,822 |
| CHAUTEMPAN | -138,739 | -99,565 | 200,394 | 39,541 | 0 | -253 | -10,323 | 854 | -184 | -1,942 | 120,185 | 77 | -34,525 | 22,099 | 97,617 |
| CONTLA DE J. C. | -77,736 | -55,787 | 112,282 | 22,155 | 0 | -142 | -5,784 | 479 | -103 | -1,088 | 67,340 | 43 | -29,366 | 7,601 | 39,893 |
| CUAPIAXTLA | -48,738 | -34,976 | 70,397 | 13,890 | 0 | -89 | -3,626 | 300 | -65 | -682 | 42,220 | 27 | 5,341 | 10,440 | 54,438 |
| CUAXOMULCO | -38,689 | -27,765 | 55,883 | 11,027 | 0 | -71 | -2,879 | 238 | -51 | -542 | 33,515 | 21 | -85,618 | -27,300 | -82,231 |
| EL CARMEN TEQUEXQUITLA | -44,039 | -31,605 | 63,610 | 12,551 | 0 | -80 | -3,277 | 271 | -59 | -617 | 38,150 | 24 | -49,273 | -9,484 | -23,826 |
| EMILIANO ZAPATA | -48,252 | -34,628 | 69,695 | 13,752 | 0 | -88 | -3,590 | 297 | -64 | -676 | 41,799 | 27 | 28,659 | 15,422 | 82,353 |
| ESPAÑITA | -45,300 | -32,510 | 65,432 | 12,911 | 0 | -83 | -3,371 | 279 | -60 | -634 | 39,242 | 25 | 93,445 | -28,644 | -86,158 |
| HUAMANTLA | -190,338 | -136,595 | 274,923 | 54,247 | 0 | -347 | -14,162 | 1,172 | -253 | -2,665 | 164,883 | 105 | -52,697 | 27,690 | 125,963 |
| HUEYOTLIPAN | -37,295 | -26,765 | 53,869 | 10,629 | 0 | -68 | -2,775 | 230 | -50 | -522 | 32,307 | 21 | -49,243 | -10,842 | -30,504 |
| IXTACUIXTLA DE M. M. | -79,779 | -57,253 | 115,232 | 22,737 | 0 | -145 | -5,936 | 491 | -106 | -1,117 | 69,110 | 44 | 8,508 | 21,876 | 93,662 |
| IXTENCO | -25,034 | -17,965 | 36,159 | 7,135 | 0 | -46 | -1,863 | 154 | -33 | -350 | 21,686 | 14 | -32,140 | -7,877 | -20,161 |
| LA MAGDALENA TLALTELULCO | -60,184 | -43,190 | 86,929 | 17,152 | 0 | -110 | -4,478 | 370 | -80 | -843 | 52,135 | 33 | -14,188 | 5,247 | 38,794 |
| LAZARO CORDENAS | -24,165 | -17,342 | 34,904 | 6,887 | 0 | -44 | -1,798 | 149 | -32 | -338 | 20,934 | 13 | -70,576 | -23,489 | -74,898 |
| MAZATECOCHCO DE J. M. M. | -44,568 | -31,984 | 64,374 | 12,702 | 0 | -81 | -3,316 | 274 | -59 | -624 | 38,608 | 25 | -36,118 | -6,747 | -7,516 |
| MUÑOZ DE D. A. | -27,383 | -19,651 | 39,552 | 7,804 | 0 | -50 | -2,037 | 169 | -36 | -383 | 23,721 | 15 | 11,132 | 7,493 | 40,344 |
| NANACAMILPA DE M. A. | -74,970 | -53,802 | 108,286 | 21,367 | 0 | -137 | -5,578 | 462 | -100 | -1,050 | 64,944 | 41 | 97 | 11,544 | 71,105 |
| NATIVITAS | -68,107 | -48,876 | 98,373 | 19,411 | 0 | -124 | -5,068 | 419 | -91 | -953 | 58,998 | 38 | -160,949 | -46,412 | -153,341 |
| PANOTLA | -79,297 | -56,907 | 114,536 | 22,600 | 0 | -145 | -5,900 | 488 | -105 | -1,110 | 68,692 | 44 | -14,930 | 9,326 | 57,292 |
| PAPALOTLA DE X. | -76,228 | -54,705 | 110,104 | 21,725 | 0 | -139 | -5,672 | 469 | -101 | -1,067 | 66,034 | 42 | -9,155 | 12,424 | 63,731 |
| SANCTORUM DE L. C. | -44,320 | -31,806 | 64,015 | 12,631 | 0 | -81 | -3,298 | 273 | -59 | -620 | 38,393 | 25 | -1,111 | 5,755 | 39,797 |
| SAN DAMIAN TEXOLOC | -48,048 | -34,482 | 69,401 | 13,694 | 0 | -88 | -3,575 | 296 | -64 | -673 | 41,623 | 27 | 3,069 | 6,290 | 47,469 |
| SAN FC. TETLANOHCAN | -56,331 | -40,425 | 81,364 | 16,054 | 0 | -103 | -4,191 | 347 | -75 | -789 | 48,797 | 31 | 27,325 | 17,648 | 89,653 |
| SAN JERONIMO ZACUALPAN | -43,626 | -31,308 | 63,013 | 12,433 | 0 | -80 | -3,246 | 269 | -58 | -611 | 37,792 | 24 | 45,805 | 21,234 | 101,641 |
| SAN JOSE TEACALCO | -46,829 | -33,607 | 67,639 | 13,346 | 0 | -85 | -3,484 | 288 | -62 | -656 | 40,566 | 26 | 37,223 | 18,966 | 93,332 |
| SAN JUAN HUACTZINCO | -44,653 | -32,045 | 64,496 | 12,726 | 0 | -81 | -3,322 | 275 | -59 | -625 | 38,681 | 25 | 8,018 | 8,478 | 51,913 |
| SAN LORENZO AXOCOMANITLA | -41,333 | -29,662 | 59,701 | 11,780 | 0 | -75 | -3,075 | 254 | -55 | -579 | 35,805 | 23 | 1,252 | 5,109 | 39,145 |
| SAN LUCAS TECOPILCO | -51,796 | -37,171 | 74,813 | 14,762 | 0 | -94 | -3,854 | 319 | -69 | -725 | 44,869 | 29 | 7,481 | 7,412 | 55,976 |
| SAN PABLO DEL MONTE | -120,417 | -86,417 | 173,930 | 34,319 | 0 | -220 | -8,960 | 741 | -160 | -1,686 | 104,313 | 67 | -15,140 | 29,865 | 110,236 |
| SANTA ANA NOPALUCAN | -38,175 | -27,396 | 55,139 | 10,880 | 0 | -70 | -2,840 | 235 | -51 | -534 | 33,609 | 21 | -94,987 | -30,049 | -94,757 |
| SANTA APOLONIA TEACALCO | -43,065 | -30,905 | 62,202 | 12,274 | 0 | -79 | -3,204 | 265 | -57 | -603 | 37,305 | 24 | -106,724 | -35,086 | -107,653 |
| SANTA CATARINA AYOMETLA | -40,667 | -29,184 | 58,739 | 11,590 | 0 | -74 | -3,026 | 250 | -54 | -569 | 35,228 | 23 | -12,759 | 933 | 20,430 |
| SANTA CRUZ QUILEHTLA | -23,568 | -16,913 | 34,041 | 6,717 | 0 | -43 | -1,754 | 145 | -31 | -330 | 20,416 | 13 | -111,012 | -37,247 | -129,566 |
| SANTA CRUZ TLAXCALA | -67,456 | -48,410 | 97,433 | 19,225 | 0 | -123 | -5,019 | 415 | -90 | -944 | 58,435 | 37 | -16,050 | 5,565 | 43,019 |
| SANTA ISABEL XILOXOTLA | -53,109 | -38,113 | 76,709 | 15,136 | 0 | -97 | -3,952 | 327 | -71 | -744 | 46,006 | 29 | 26,447 | 15,139 | 83,710 |
| TENANCINGO | -52,180 | -37,447 | 75,369 | 14,872 | 0 | -95 | -3,883 | 321 | -69 | -731 | 45,202 | 29 | -19,467 | 629 | 22,550 |
| TEOLOCHOLCO | -64,918 | -46,588 | 93,767 | 18,502 | 0 | -118 | -4,830 | 400 | -86 | -909 | 56,236 | 36 | -4,210 | 11,196 | 58,477 |
| TEPETITLA DE LARDIZABAL | -59,950 | -43,023 | 86,591 | 17,086 | 0 | -109 | -4,461 | 369 | -80 | -839 | 51,933 | 33 | -2,358 | 10,302 | 55,494 |
| TEPEYANCO | -44,626 | -32,026 | 64,457 | 12,719 | 0 | -81 | -3,320 | 275 | -59 | -625 | 38,658 | 25 | -17,495 | 530 | 18,431 |
| TERRENATE | -45,674 | -32,778 | 65,972 | 13,017 | 0 | -83 | -3,398 | 281 | -61 | -639 | 39,566 | 25 | -153,840 | -48,989 | -166,601 |
| TETLA DE LA SOLIDARIDAD | -93,966 | -67,434 | 135,724 | 26,781 | 0 | -171 | -6,992 | 578 | -125 | -1,316 | 81,400 | 52 | 13,947 | 23,205 | 111,682 |
| TETLATLAHUCA | -55,349 | -39,721 | 79,946 | 15,775 | 0 | -101 | -4,118 | 341 | -74 | -775 | 47,947 | 31 | 34,631 | 21,050 | 99,582 |
| TLAXCALA | -288,278 | -206,881 | 416,386 | 82,160 | 0 | -526 | -21,450 | 1,775 | -383 | -4,036 | 249,725 | 160 | -45,155 | 40,201 | 223,697 |
| TLAXCO | -81,349 | -58,380 | 117,500 | 23,185 | 0 | -148 | -6,053 | 501 | -108 | -1,139 | 70,470 | 45 | -4,168 | 18,784 | 79,140 |
| TOCATLÁN | -40,054 | -28,745 | 57,854 | 11,416 | 0 | -73 | -2,980 | 247 | -53 | -561 | 34,697 | 22 | 1,432 | 5,176 | 38,377 |
| TOTOLAC | -67,953 | -48,766 | 98,151 | 19,367 | 0 | -124 | -5,056 | 418 | -90 | -951 | 58,865 | 38 | 18,540 | 19,061 | 91,499 |
| TZOMPANTEPEC | -57,265 | -41,096 | 82,713 | 16,321 | 0 | -104 | -4,261 | 353 | -76 | -802 | 49,607 | 32 | 26,937 | 19,483 | 91,840 |
| XALOZTOC | -60,240 | -43,231 | 87,010 | 17,168 | 0 | -110 | -4,482 | 371 | -80 | -843 | 52,183 | 33 | -12,361 | 7,744 | 43,163 |
| XALTOCAN | -79,529 | -57,073 | 114,871 | 22,666 | 0 | -145 | -5,917 | 490 | -106 | -1,113 | 68,893 | 44 | 116,674 | 52,233 | 231,986 |
| XICOHTZINCO | -76,031 | -54,563 | 109,818 | 21,669 | 0 | -139 | -5,657 | 468 | -101 | -1,064 | 65,863 | 42 | 65,519 | 34,227 | 160,051 |
| YAUHQUEMEHCAN | -92,649 | -66,489 | 133,821 | 26,405 | 0 | -169 | -6,894 | 570 | -123 | -1,297 | 80,258 | 51 | -24,835 | 10,638 | 59,289 |
| ZACATELCO | -88,695 | -63,651 | 128,110 | 25,278 | 0 | -162 | -6,599 | 546 | -118 | -1,242 | 76,833 | 49 | -9,388 | 17,592 | 78,554 |
| ZITLALTEPEC DE T. S. S. | -34,918 | -25,058 | 50,435 | 9,952 | 0 | -64 | -2,598 | 215 | -46 | -489 | 30,248 | 19 | -18,627 | -1,601 | 7,467 |
| TOTAL: | -4,156,287 | -2,982,734 | 6,003,306 | 1,184,553 | 0 | -7,577 | -309,254 | 25,585 | -5,527 | -58,188 | 3,600,443 | 2,300 | -924,635 | 391,074 | 2,763,061 |

OCTAVO. Con base en el numeral 5 fracción II de los Lineamientos para la Publicación de la información a que se refiere el artículo 6 de la Ley de Coordinación Fiscal, se presenta la distribución de la compensación del segundo trimestre 2019 del Fondo de Estabilización de los Ingresos de las Entidades Federativas (FEIEF) correspondiente a los municipios del Estado de Tlaxcala, mismos que fueron transferidos en los plazos establecidos en el citado artículo 6 de la LCF.

|  | | | | | | | | | |
|--|--------------------------|---------------------------|----------------------------|-----------------------------|----------------------------|---------------------------|----------------------------|-----------------------------|--------------------------|
| TOTAL DE FEIEF* A MUNICIPIOS COMPENSACIÓN SEGUNDO TRIMESTRE FEIEF 2019 A MUNICIPIOS | | | | | | | | | |
| NO. | MUNICIPIO | PARTICIPACION FONDO I (A) | PARTICIPACION FONDO II (B) | PARTICIPACION FONDO III (C) | PARTICIPACION FONDO IV (D) | PARTICIPACION FONDO V (E) | PARTICIPACION FONDO VI (F) | PARTICIPACION FONDO VII (G) | TOTAL DE PARTICIPACIONES |
| 1.- | ACUAMANALA DE M. H. | 0 | 5,777 | 41,854 | 4,203 | 88,128 | 1,310 | 2,090 | 143,361 |
| 2.- | ATLTZAYANCA | 0 | 16,744 | 18,311 | 4,178 | 42,205 | 2,415 | 10,205 | 94,059 |
| 3.- | AMAXAC DE GRO. | 0 | 10,866 | 23,502 | 3,276 | 23,024 | 2,197 | 8,834 | 71,698 |
| 4.- | APETATITLAN DE A. C. | 0 | 14,890 | 23,513 | 10,119 | 25,973 | 10,190 | 8,986 | 93,671 |
| 5.- | APIZACO | 0 | 76,661 | 27,691 | 132,238 | 25,871 | 126,408 | 10,075 | 398,944 |
| 6.- | ATLANGATEPEC | 0 | 6,432 | 31,417 | 2,052 | 74,798 | 2,420 | 2,807 | 119,926 |
| 7.- | BENITO JUAREZ | 0 | 5,887 | 28,988 | 821 | 24,443 | 1,838 | 4,855 | 66,833 |
| 8.- | CALPULALPAN | 0 | 47,177 | 35,272 | 26,143 | 17,005 | 21,831 | 16,354 | 163,783 |
| 9.- | CHIAUTEMPAN | 0 | 68,263 | 21,204 | 21,036 | 25,428 | 54,018 | 18,367 | 208,315 |
| 10.- | CONTLA DE J. C. | 0 | 37,373 | 24,180 | 4,368 | 28,804 | 4,276 | 19,293 | 118,294 |
| 11.- | CUAPIAXTLA | 0 | 14,954 | 17,900 | 1,568 | 24,846 | 2,670 | 12,339 | 74,277 |
| 12.- | CUAXOMULCO | 0 | 5,140 | 23,698 | 1,529 | 20,021 | 2,433 | 4,974 | 57,795 |
| 13.- | EL CARMEN TEQUEXQUITLA | 0 | 16,828 | 18,116 | 3,197 | 14,190 | 1,599 | 15,947 | 69,877 |
| 14.- | EMILIANO ZAPATA | 0 | 4,447 | 37,647 | 774 | 23,099 | 711 | 3,409 | 70,086 |
| 15.- | ESPAÑITA | 0 | 8,452 | 20,730 | 1,631 | 24,923 | 3,936 | 7,239 | 66,910 |
| 16.- | HUAMANTLA | 0 | 90,568 | 34,754 | 48,874 | 19,129 | 72,716 | 17,398 | 283,439 |
| 17.- | HUEYOTLIPAN | 0 | 14,211 | 19,604 | 1,677 | 7,380 | 2,537 | 15,994 | 61,404 |
| 18.- | IXTACUIXTLA DE M. M. | 0 | 37,367 | 30,441 | 12,084 | 22,031 | 1,049 | 18,546 | 121,518 |
| 19.- | IXTENCO | 0 | 6,903 | 11,867 | 602 | 9,812 | 1,964 | 11,327 | 42,475 |
| 20.- | LA MAGDALENA TLATELULCO | 0 | 18,402 | 25,621 | 5,265 | 23,999 | 3,905 | 12,184 | 89,375 |
| 21.- | LAZARO CARDENAS | 0 | 3,026 | 17,125 | 288 | 11,957 | 360 | 4,721 | 37,476 |
| 22.- | MAZATECOCHCO DE J. M. M. | 0 | 10,629 | 23,268 | 1,240 | 19,519 | 2,401 | 9,520 | 66,578 |
| 23.- | MUÑOZ DE D. A. | 0 | 4,562 | 16,476 | 473 | 13,840 | 299 | 6,540 | 42,191 |
| 24.- | NANACAMILPA DE M. A. | 0 | 17,663 | 41,669 | 12,089 | 18,795 | 10,556 | 8,958 | 109,730 |
| 25.- | NATIVITAS | 0 | 24,428 | 26,882 | 2,743 | 29,740 | 4,802 | 14,092 | 102,686 |
| 26.- | PANOTLA | 0 | 26,476 | 30,971 | 11,312 | 29,006 | 6,703 | 12,953 | 117,420 |
| 27.- | PAPALOTLA DE X. | 0 | 29,606 | 22,742 | 17,603 | 25,654 | 3,961 | 15,197 | 114,762 |
| 28.- | SANCTORUM DE L. C. | 0 | 9,253 | 23,028 | 2,396 | 21,675 | 1,377 | 8,192 | 65,920 |
| 29.- | SAN DAMIAN TEXOLOC | 0 | 5,430 | 34,323 | 940 | 23,376 | 2,049 | 4,197 | 70,316 |
| 30.- | SAN FCO. TETLANOHCAN | 0 | 10,638 | 27,584 | 827 | 31,496 | 4,668 | 7,228 | 82,441 |
| 31.- | SAN JERONIMO ZACUALPAN | 0 | 3,673 | 30,615 | 428 | 25,695 | 854 | 3,064 | 64,329 |
| 32.- | SAN JOSE TEACALCO | 0 | 5,775 | 30,645 | 517 | 25,072 | 1,963 | 4,614 | 68,585 |
| 33.- | SAN JUAN HUACTZINCO | 0 | 7,324 | 26,309 | 918 | 23,385 | 1,204 | 6,329 | 65,467 |
| 34.- | SAN LORENZO AXOCOMANITLA | 0 | 5,478 | 22,887 | 665 | 25,579 | 795 | 5,053 | 60,457 |
| 35.- | SAN LUCAS TECOPILCO | 0 | 3,053 | 31,418 | 1,109 | 36,153 | 1,939 | 2,118 | 75,790 |
| 36.- | SAN PABLO DEL MONTE | 0 | 75,314 | 30,836 | 7,538 | 23,298 | 22,020 | 24,207 | 183,214 |
| 37.- | SANTA ANA NOPALUCAN | 0 | 7,579 | 14,504 | 388 | 25,717 | 1,522 | 7,792 | 57,502 |
| 38.- | SANTA APOLONIA TEACALCO | 0 | 4,445 | 24,946 | 279 | 26,524 | 2,940 | 3,842 | 62,975 |
| 39.- | SANTA CATARINA AYOMETLA | 0 | 8,597 | 17,512 | 713 | 24,803 | 1,021 | 8,346 | 60,992 |
| 40.- | SANTA CRUZ QUILEHTLA | 0 | 6,990 | 10,793 | 570 | 8,825 | 648 | 12,839 | 40,664 |
| 41.- | SANTA CRUZ TLAXCALA | 0 | 19,737 | 21,550 | 8,956 | 34,304 | 2,942 | 11,529 | 99,018 |
| 42.- | SANTA ISABEL XILOXOXTLA | 0 | 4,867 | 41,365 | 3,000 | 21,730 | 2,752 | 3,375 | 77,088 |
| 43.- | TENANCINGO | 0 | 12,514 | 24,585 | 2,408 | 26,286 | 1,963 | 9,439 | 77,194 |
| 44.- | TEOLOCHOLCO | 0 | 23,771 | 29,839 | 7,250 | 17,569 | 4,184 | 14,706 | 97,319 |
| 45.- | TEPETITLA DE LARDIZABAL | 0 | 20,534 | 26,228 | 3,343 | 23,831 | 1,908 | 13,837 | 89,681 |
| 46.- | TEPEYANCO | 0 | 11,746 | 22,471 | 2,345 | 19,044 | 855 | 10,633 | 67,093 |
| 47.- | TERRENATE | 0 | 14,378 | 19,223 | 1,596 | 19,801 | 2,239 | 12,838 | 70,075 |
| 48.- | TETLA DE LA SOLIDARIDAD | 0 | 31,799 | 27,016 | 31,584 | 28,042 | 6,850 | 12,971 | 138,262 |
| 49.- | TETLATLAHUCA | 0 | 13,079 | 32,920 | 609 | 23,576 | 1,613 | 9,310 | 81,107 |
| 50.- | TLAXCALA | 0 | 92,678 | 27,836 | 127,382 | 22,548 | 146,591 | 11,358 | 428,393 |
| 51.- | TLAXCO | 0 | 41,474 | 27,111 | 9,110 | 23,124 | 4,228 | 20,178 | 125,225 |
| 52.- | TOCATLAN | 0 | 5,697 | 22,002 | 863 | 24,020 | 1,002 | 5,434 | 59,019 |
| 53.- | TOTOLAC | 0 | 21,269 | 24,661 | 10,002 | 29,115 | 4,284 | 12,169 | 101,499 |
| 54.- | TZOMPANTEPEC | 0 | 15,951 | 20,456 | 3,312 | 31,626 | 4,057 | 10,813 | 86,213 |
| 55.- | XALOZTOC | 0 | 23,308 | 24,086 | 9,769 | 16,322 | 3,212 | 15,532 | 92,229 |
| 56.- | XALTOCAN | 0 | 10,007 | 28,579 | 4,725 | 62,637 | 4,400 | 4,635 | 114,983 |
| 57.- | XICOHTZINCO | 0 | 13,289 | 41,423 | 12,638 | 31,704 | 4,079 | 6,585 | 109,717 |
| 58.- | YAUHQUEMEHCAN | 0 | 37,340 | 25,422 | 23,485 | 23,453 | 11,647 | 15,726 | 137,073 |
| 59.- | ZACATELCO | 0 | 41,620 | 23,949 | 8,194 | 23,500 | 18,907 | 18,310 | 134,480 |
| 60.- | ZITLALTEPEC DE T. S. S. | 0 | 8,731 | 19,776 | 1,299 | 13,893 | 320 | 10,137 | 54,157 |
| TOTAL: | | 0 | 1,241,072 | 1,551,340 | 620,536 | 1,551,340 | 620,536 | 620,536 | 6,205,360 |

NOVENO. Con base en el numeral 5 fracción II de los Lineamientos para la Publicación de la información a que se refiere el artículo 6 de la Ley de Coordinación Fiscal, se presenta el informe trimestral de los recursos recibidos y pagados referentes al Fondo ISR participable a municipios por el periodo enero –septiembre de 2019.

| FONDO ISR A MUNICIPIOS 2019 | | | | | | | | | | | |
|-----------------------------|--------------------------|--------------------|-------------------|-------------------|-------------------|-------------------|-------------------|-------------------|-------------------|-------------------|-------------------|
| NO. | MUNICIPIO | TOTAL | ENERO | FEBRERO | MARZO | ABRIL | MAYO | JUNIO | JULIO | AGOSTO | SEPTIEMBRE |
| 1 | ACUAMANALA DE M. H. | 832,534 | - | 174,515 | - | 78,153 | 195,693 | 38,732 | 157,814 | 108,740 | 78,887 |
| 2 | ATLTZAYANCA | 1,869,794 | - | - | 507,381 | 276,102 | 138,207 | 138,887 | 370,368 | 140,027 | 298,822 |
| 3 | AMAXAC DE GRO. | 877,018 | 232,242 | 66,767 | 75,272 | 76,808 | 81,789 | 78,297 | - | 183,143 | 82,700 |
| 4 | APETATITLAN DE A. C. | 3,526,828 | 1,354,820 | - | 899,283 | - | 291,567 | 489,923 | 157,510 | 186,104 | 147,621 |
| 5 | APIZACO | 16,226,883 | 3,991,708 | 1,461,397 | 1,423,063 | 3,498,297 | 884,096 | 1,649,120 | 1,154,700 | 982,432 | 1,182,070 |
| 6 | ATLANGATEPEC | 543,590 | 129,773 | - | - | 81,425 | 79,406 | - | 166,810 | - | 86,176 |
| 7 | BENITO JUAREZ | 1,090,598 | - | - | 144,120 | 361,356 | 76,237 | 161,644 | 187,398 | 78,974 | 80,869 |
| 8 | CALPULALPAN | 942,184 | - | - | - | 385,245 | 357,104 | - | - | - | 199,835 |
| 9 | CHIAUTEMPAN | 5,616,651 | 1,521,071 | 770,853 | 320,092 | 739,154 | 58,723 | 794,576 | 58,504 | 424,852 | 928,826 |
| 10 | CONTLA DE J. C. | 9,801,297 | - | - | - | 391,013 | 1,341,884 | 2,496,040 | 224,021 | 4,867,445 | 480,894 |
| 11 | CUAPIAXTLA | 2,121,102 | 746,781 | - | 117,502 | 120,527 | 254,361 | 121,513 | 324,731 | 139,956 | 295,731 |
| 12 | CUAXOMULCO | 957,372 | 241,539 | 87,462 | 98,216 | 78,851 | 81,153 | 88,611 | 99,877 | - | 181,663 |
| 13 | EL CARMEN TEQUExQUITLA | 1,084,901 | - | 243,929 | 133,015 | 134,284 | 140,687 | 160,061 | 243,817 | - | 29,108 |
| 14 | EMILIANO ZAPATA | 535,118 | 168,097 | - | 51,230 | 50,534 | - | 76,669 | 24,623 | 49,781 | 114,184 |
| 15 | ESPANITA | 949,639 | - | 87,396 | 162,940 | 176,028 | 125,395 | 115,435 | 85,816 | 86,059 | 110,570 |
| 16 | HUAMANTLA | 5,229,931 | - | 213,564 | 523,601 | 1,400,248 | 88,792 | 908,737 | 1,067,217 | 70,352 | 957,420 |
| 17 | HUEYOTLIPAN | 1,306,649 | 184,669 | 1,633 | 144,485 | 125,846 | 146,538 | 26,068 | 348,867 | 41,416 | 287,127 |
| 18 | IXTACUIXTLA DE M. M. | 2,592,880 | 255,797 | 634,273 | 245,839 | 244,253 | 237,783 | 258,902 | 253,547 | 247,468 | 215,018 |
| 19 | IXTENCO | 1,150,329 | 62,926 | - | 90,457 | 229,636 | 1,284 | 89,030 | 232,438 | 267,770 | 176,788 |
| 20 | LA MAGDALENA TLALTELUCCO | 1,793,159 | 108,695 | 144,590 | - | 103,591 | - | - | 601,134 | 445,949 | 389,200 |
| 21 | LAZARO CARDENAS | 717,750 | 172,332 | - | - | 151,139 | 77,377 | 75,343 | 75,235 | 91,558 | 74,766 |
| 22 | MAZATECOCHCO DE J. M. M. | 1,140,150 | 266,456 | 95,194 | 103,725 | - | - | 327,627 | 137,853 | 104,693 | 104,602 |
| 23 | MUÑOZ DE D. A. | 704,551 | 97,636 | 47,518 | - | 361,260 | 49,361 | - | 99,181 | 49,595 | - |
| 24 | NANACAMILPA DE M. A. | 1,415,973 | 74,730 | 119,943 | - | - | - | 483,585 | 613,393 | - | 124,322 |
| 25 | NATIVITAS | 1,085,610 | 110,975 | 109,451 | 110,255 | 114,774 | 116,929 | 198,308 | - | 115,013 | 209,905 |
| 26 | PANOTLA | 2,472,324 | 209,741 | 642,426 | - | 176,915 | - | 429,616 | 473,606 | - | 540,020 |
| 27 | PAPALOTLA DE X. | 1,477,135 | 306,775 | 118,372 | 118,814 | 61,319 | 179,489 | 119,101 | 186,456 | 265,085 | 121,724 |
| 28 | SANCTORUM DE L. C. | 1,041,222 | 71,119 | - | - | 557,267 | - | - | 412,836 | - | - |
| 29 | SAN DAMIAN TEXOLOC | 639,308 | - | 158,882 | 104,574 | 63,097 | 62,686 | 61,266 | 62,721 | 62,790 | 63,292 |
| 30 | SAN FCO. TETLANOHCAN | 1,181,631 | - | 211,946 | - | 253,708 | 113,119 | 134,685 | 115,704 | 239,219 | 113,250 |
| 31 | SAN JERONIMO ZACUALPAN | 719,150 | 184,555 | - | - | 128,112 | 63,805 | - | 68,138 | 208,883 | 65,657 |
| 32 | SAN JOSE TEACALCO | 677,785 | 58,259 | - | 55,080 | - | 53,268 | 58,330 | 334,187 | 58,052 | 60,609 |
| 33 | SAN JUAN HUACTZINCO | 844,662 | 75,318 | 223,536 | 77,243 | 79,309 | 76,397 | 77,292 | 81,536 | - | 154,031 |
| 34 | SAN LORENZO AXOCOMANITLA | 1,073,521 | - | 274,457 | - | 432,873 | 80,139 | 76,069 | 114,438 | 95,395 | 150 |
| 35 | SAN LUCAS TECOPILCO | 711,558 | 122,891 | - | 117,737 | 105,211 | - | 99,687 | - | - | 266,032 |
| 36 | SAN PABLO DEL MONTE | 3,610,782 | 362,693 | 758,121 | 355,401 | 353,254 | 359,774 | 354,487 | 346,565 | 366,623 | 353,864 |
| 37 | SANTA ANA NOPALUCAN | 974,637 | 90,357 | 203,185 | 89,374 | 88,354 | 91,751 | 90,814 | 86,775 | 103,430 | 130,597 |
| 38 | SANTA APOLONIA TEACALCO | 1,046,711 | - | 570,781 | 74,619 | 77,812 | 159,957 | 80,178 | 83,364 | - | - |
| 39 | SANTA CATARINA AYOMETLA | 1,220,219 | - | - | - | 493,461 | - | 224,049 | 269,091 | 96,489 | 137,129 |
| 40 | SANTA CRUZ QUILEHTLA | 377,178 | - | 56,316 | - | 202,822 | - | 58,245 | - | 59,795 | - |
| 41 | SANTA CRUZ TLAXCALA | 1,520,817 | 136,151 | 225,452 | 142,240 | 311,979 | - | 176,698 | 221,060 | 154,060 | 153,177 |
| 42 | SANTA ISABEL XILOXOTLA | 1,118,417 | - | 10,666 | 594,254 | 82,933 | 83,648 | 88,508 | 88,865 | 169,377 | 166 |
| 43 | TENANCINGO | 708,542 | 56,126 | 165,518 | 55,790 | 55,323 | 55,231 | 122,937 | 63,214 | 71,189 | 63,214 |
| 44 | TEOLOCHOLCO | 1,604,422 | 323,013 | 228,919 | 159,656 | 160,178 | 184,594 | - | 179,455 | 178,082 | 190,525 |
| 45 | TEPETITLA DE LARDIZABAL | 2,930,542 | 1,349,029 | 561,600 | 1,983 | 291,889 | 7,556 | 63,774 | - | 549,779 | 104,932 |
| 46 | TEPEYANCO | 753,495 | 84,672 | 158,850 | - | - | 128,018 | 203,986 | 33 | 177,936 | - |
| 47 | TERRENATE | 1,038,434 | 18,326 | 182,461 | 329,987 | 144,549 | 71,853 | - | 139,655 | - | 151,603 |
| 48 | TETLA DE LA SOLIDARIDAD | 1,907,457 | - | 539,058 | 175,582 | 186,423 | 194,597 | - | 370,530 | 210,094 | 231,173 |
| 49 | TETLATLAHUCA | 830,778 | 215,489 | - | 148,167 | 74,414 | - | 151,977 | - | 164,784 | 75,947 |
| 50 | TLAXCALA | 13,085,851 | 2,401,623 | 1,599,857 | 1,480,979 | 1,530,576 | 739,332 | 1,607,143 | 1,746,718 | 831,397 | 1,148,226 |
| 51 | TLAXCO | 3,169,591 | 344,165 | 918,719 | 547,056 | 22,182 | 526,516 | 494,586 | 301,384 | 14,983 | - |
| 52 | TOCATLAN | 735,128 | 27,478 | - | 54,599 | 123 | 108,205 | 53,678 | 111,375 | 54,862 | 324,808 |
| 53 | TOTOLAC | 1,960,044 | 156,505 | - | - | - | 562,664 | 882,820 | - | 358,055 | - |
| 54 | TZOMPANTEPEC | 1,913,791 | 9,603 | 156,749 | 175,550 | 260,439 | 152,219 | 148,624 | 757,906 | 252,701 | - |
| 55 | XALOZTOC | 1,796,565 | 177,325 | 391,032 | 167,667 | 171,846 | 168,068 | 168,068 | 169,001 | 198,003 | 185,285 |
| 56 | XALTOCAN | 984,530 | 83,876 | - | - | - | - | - | 691,087 | 208,365 | 1,202 |
| 57 | XICOHTZINCO | 1,276,181 | - | 413,190 | 245,078 | - | - | 247,998 | 121,889 | 124,112 | - |
| 58 | YAUHUQUEMEHCAN | 413,647 | 93,370 | 12,172 | 308,105 | - | - | - | - | - | - |
| 59 | ZACATELCO | 2,920,691 | 443,444 | - | - | - | 730,628 | 788,347 | 242,534 | 470,340 | 245,398 |
| 60 | ZITLALTEPEC DE T. S. S. | 581,837 | - | 60,403 | - | - | 358,922 | - | - | - | - |
| TOTAL | | 123,431,074 | 17,122,150 | 13,101,153 | 10,730,011 | 15,903,814 | 10,188,390 | 15,714,232 | 14,527,200 | 14,425,009 | 11,719,115 |

El presente Acuerdo se emite en la Ciudad de Tlaxcala de Xicohténcatl, Tlax., a los diez días del mes de octubre del año dos mil diecinueve.

**La Secretaria de Planeación y Finanzas del Gobierno del Estado de Tlaxcala.
ING. MARÍA ALEJANDRA MARISELA NANDE ISLAS.
Rúbrica.**

* * * * *

PUBLICACIONES OFICIALES

* * * * *



El Periódico Oficial del Estado de Tlaxcala es integrante activo de la Red de Publicaciones Oficiales Mexicanas (REPOMEX) y de la Red de Boletines Oficiales Americanos (REDBOA).

